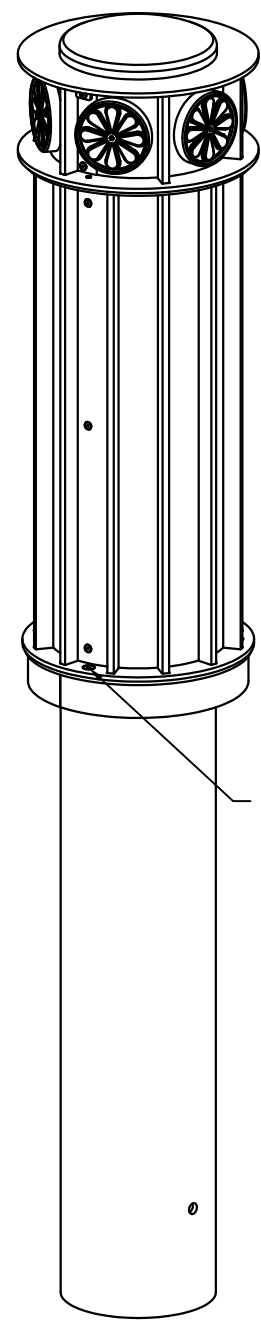
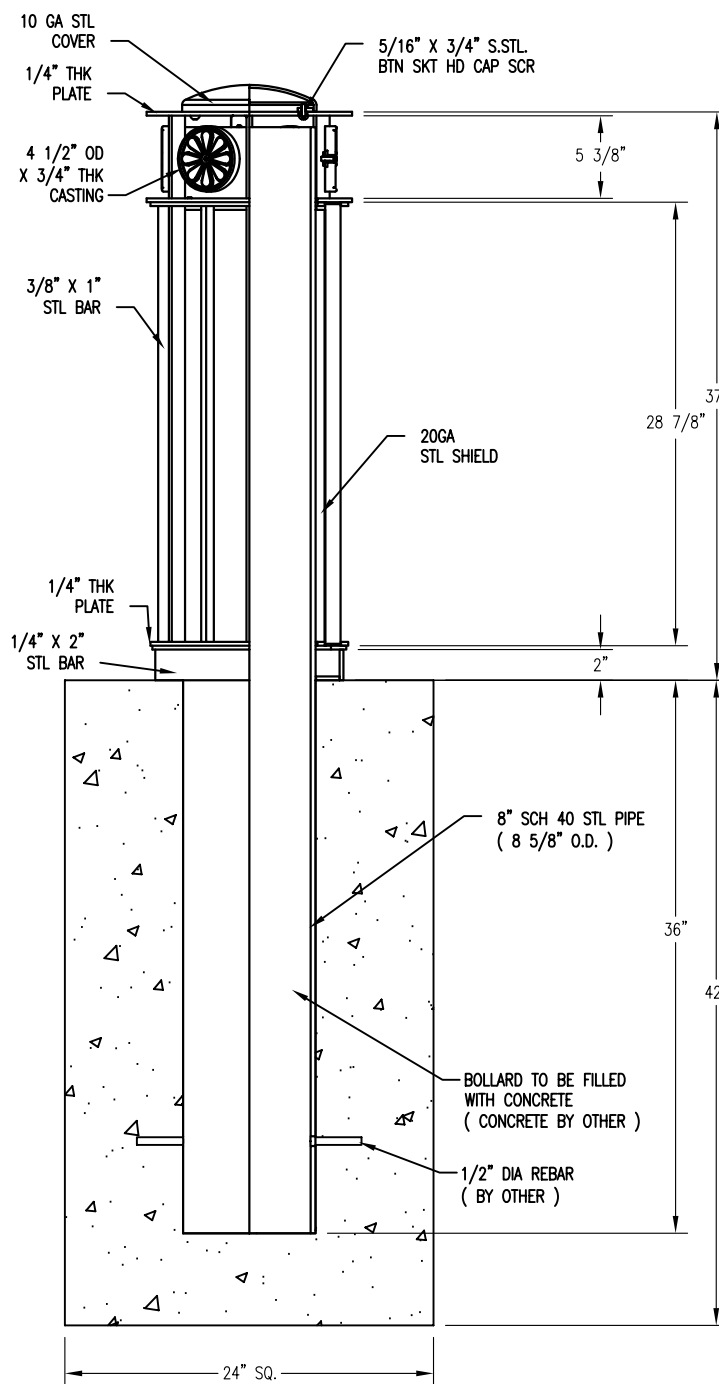


13 3/8" ϕ



5/16" x 1/2" S.STL.
FLT SKT HD BOLT

NOTES

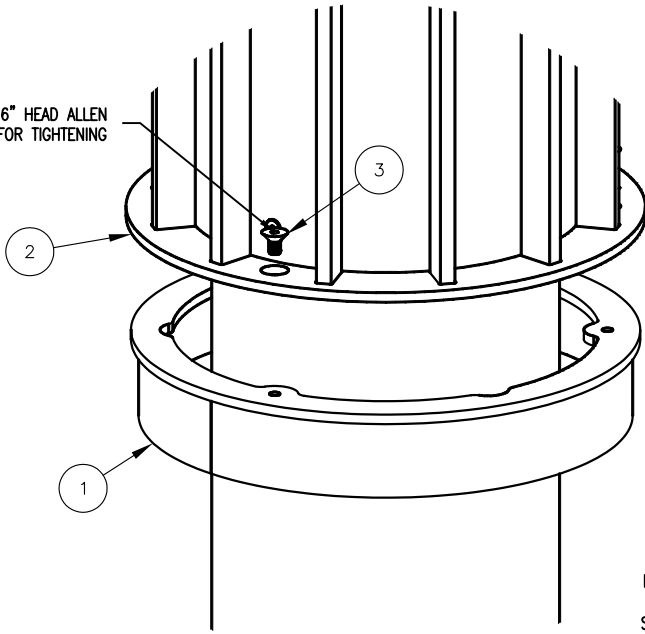
- 1.) STL. MEMBERS COATED W/ ZINC RICH EPOXY THEN FINISHED W/ POLYESTER POWDER COATING.

DuMor, inc.
P.O. Box 142 Mifflintown, PA 17059-0142

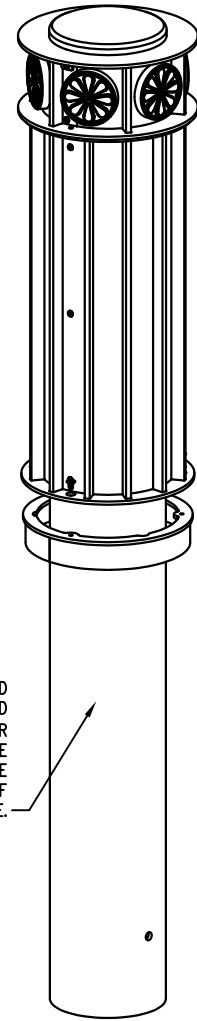
SCALE :	NONE
DATE DRAWN :	11/11/05
DRAWN BY :	JSB
DATE REV. :	03/17/09
REV. BY :	ESS

TITLE :		BOLLARD	
REV.	DRAWING NUMBER	451-36-03/S-1X	SHEET 1 OF 2
C			

USE 3/16" HEAD ALLEN
WRENCH FOR TIGHTENING



8" SCH 40 BOLLARD AND
ROUND BOLLARD BASE MANUFACTURED
AS ONE PIECE, ITEM (1), FOR
SQUARE AND STABILITY OF DECORATIVE
BOLLARD ATTACHMENT. BE SURE
TO COVER ROUND PORTION OF
BASE BEFORE POURING CONCRETE.



STEP 1:

USE 1 - PC. STL ROUND BOLLARD BASE FOR SECURITY (1)
PLACE INTO FOOTER AS SHOWN ON FRONT PAGE. SQUARE
AND PLUM BOLLARD. ONCE SQUARED, FILL BOLLARD AND
FOOTER WITH CONCRETE.

STEP 2:

USE 1 - PC. 36" STL ROUND BOLLARD ASMBLY. (2)
USE 3 - PCS. 5/16" X 1/2" SS FLT SKT HD CAP SCREW (3)
ATTACH 36" ROUND STL BOLLARD ASSEMBLY (2) TO STEP 1 USING
HARDWARE (3).

NOTES:

- 1.) DURING ASSEMBLY PROCEDURE;
DO NOT COMPLETELY TIGHTEN HARDWARE.
- 2.) UPON COMPLETION OF BOLLARD ASSEMBLY
SQUARE AND TIGHTEN ALL HARDWARE.
- 3.) THE ACTUAL PARTS WILL NOT BE NUMBERED:
NUMBERS ONLY APPLY TO DRAWING.

ITEM	QTY	PART NO	DESCRIPTION
1	1	0-451-36/S-1X	36" STL ROUND BOLLARD BASE FOR SECURITY
2	1	0-451-36-03	36" STL ROUND BOLLARD ASMBLY, ROSETTES
3	3	1-12-015	5/16" X 1/2" SS FLT SKT HD CAP SCR



DuMor, inc.
P.O. Box 142 Mifflintown, PA 17059-0142

SCALE : NONE
DATE DRAWN : 11/11/05
DRAWN BY : JSB
DATE REV. : 03/17/09
REV. BY : ESS

TITLE : BOLLARD

REV. C	DRAWING NUMBER 451-36-03/S-1X	SHEET 2 OF 2
--------	-------------------------------	--------------