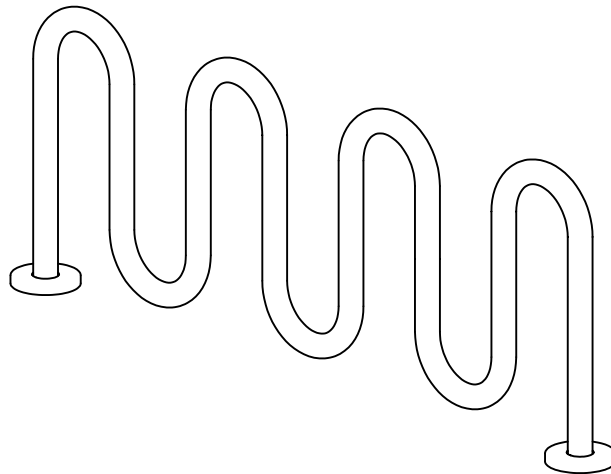


S-1 EMBEDMENT



FINISH OPTIONS

- HOT DIPPED GALVANIZED (VISIBLE VENT HOLES)
- COATED W/ ZINC RICH EPOXY THEN FINISHED W/ POLYESTER POWDER COATING.

NOTES:

- 1.) 1/2" X 3 3/4" EXPANSION ANCHOR BOLTS PROVIDED FOR OPTION S-2.
 - 2.) PLUGS PROVIDED FOR VISIBLE VENT HOLES. (HOT DIPPED GALV. ONLY)
- * UPCHARGE APPLIES TO SUPPORT OPTION - CONSULT YOUR LOCAL REPRESENTATIVE.


DuMor, inc.
 P.O. Box 142 Mifflintown, PA 17059-0142

SCALE : NONE
 DATE DRAWN : 1/12/10
 DRAWN BY : JSB
 DATE REV. : 02/28/12
 REV. BY : ESS

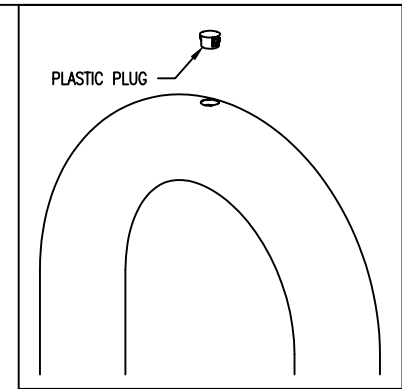
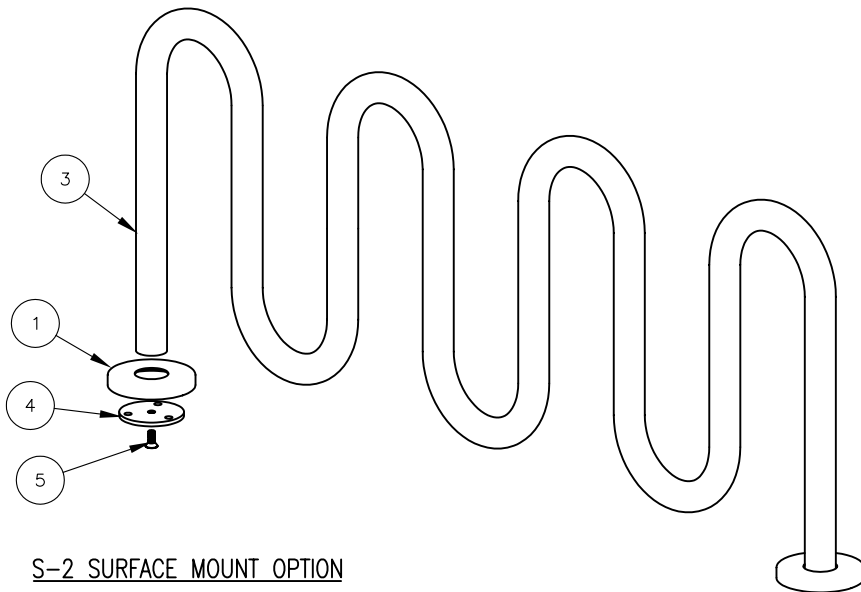
TITLE : BIKE RACK

REV. B

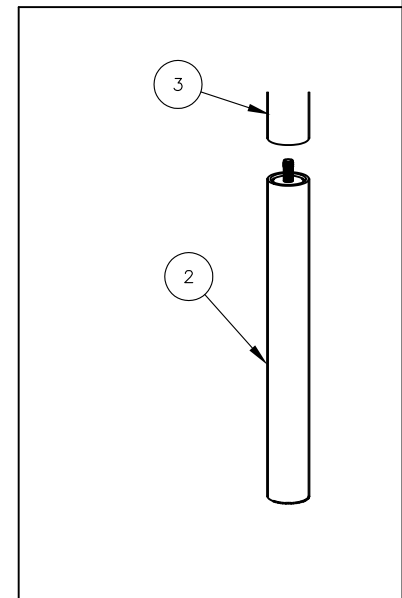
DRAWING NUMBER

125-40

SHEET 1 OF 2



HOT-DIPPED GALV. BIKE RACK ONLY



S-1 EMBEDMENT OPTION

INSTALLATION FOR SURFACE MOUNT

STEP 1:

- USE 1 - PCS. BIKE LOOP, SURFACE MOUNT (3)
- 2 - PCS. 3/8" THK SURFACE MOUNT PLATE (4)
- 2 - PCS. 10 GA X 8" DIA ANCHOR PLATE COVER (1)
- 2 - PCS. 5/8" X 1 1/2" SS FLT SKT HD CAP SCREW (5)

SLIDE 10 GA X 8" DIA ANCHOR COVER (1) OVER BIKE LOOP, SURFACE MOUNT (3) LEGS. ATTACH 3/8" THK. SURFACE MOUNT PLATE (4) TO BIKE LOOP, SURFACE MOUNT (3) USING HARDWARE (5).

STEP 2:

ANCHOR ACCORDINGLY.

INSTALLATION FOR PLASTIC PLUG HOT-DIPPED GALV ONLY

(S-2 OPTION)
(S-1 OPTION)

INSERT PLASTIC PLUG INTO HOLE ON TOP OF EACH LOOP

(S-2 OPTION)
(S-2 OPTION)

ITEM	QTY	PART NO	DESCRIPTION
1	2	0-125-04	10 GA X 8" DIA STL COVER W/ 3 1/8" DIA HOLE
2	2	0-125-09/S-1	EMBEDMENT EXTENSION
3	1	0-125-40/S-2	4-PEAK LOOP BIKE RACK FOR SURF MT
4	2	0-83-00-03	3/8" THK SURFACE MOUNT PLATE
5	2	1-12-102	5/8" X 1 1/2" SS FLT SKT HD CAP SCR

DuMor, inc.
P.O. Box 142 Mifflintown, PA 17059-0142

SCALE : NONE
DATE DRAWN : 1/12/10
DRAWN BY : JSB
DATE REV. : 02/28/12
REV. BY : ESS

TITLE : BIKE RACK ASSEMBLY

REV. B

DRAWING NUMBER 125-40

SHEET 2 OF 2