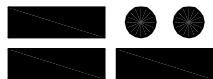


**NOTES**

- 1.) GRILL FINISHED W/ HEAT RESISTANT BLACK ENAMEL.
- 2.) GRILL ROTATES FREELY 360° FOR DRAFT CONTROL.
- 3.) 1/2" X 3 3/4" EXPANSION ANCHOR BOLTS PROVIDED.



**DuMor, inc.**

P.O. Box 142 Mifflintown, PA 17059-0142

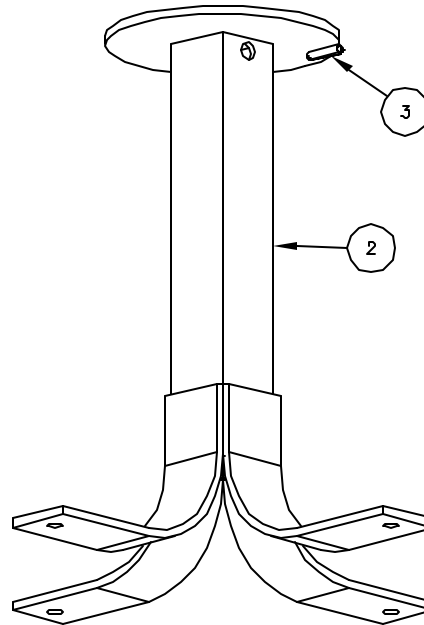
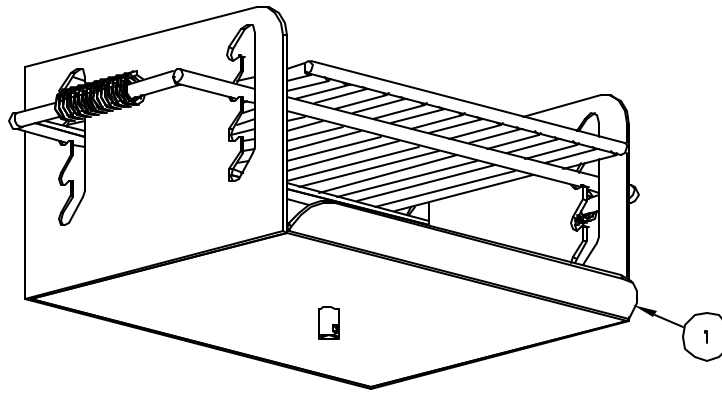
SCALE : NONE  
 DATE DRAWN : 3/22/94  
 DRAWN BY : CDC  
 DATE REV. : 9/28/05  
 REV. BY : JSB

TITLE : GRILL

REV. B

DRAWING NUMBER 22-00

SHEET 1 OF 2



**NOTE:**

1. ACTUAL PARTS WILL NOT BE NUMBERED;  
NUMBERS ONLY APPLY TO DRAWING.

**STEP 1:**

USE 1 - PC. GULL WING SUPPORT POST ( 2 )  
MOUNT AND LEVEL GULL WING SUPPORT AS SPECIFIED  
ON SHEET 1

**STEP 2:**

USE 1 - PC. GRILL BODY ASSEMBLY ( 1 )  
1 - PC. 3/8" X 1 3/4" ROLL PIN ( 3 )  
PLACE GRILL BODY ASSEMBLY ( 1 ) ON TO SUPPORT  
POST ( 2 ), THEN LINE UP HOLES IN INTERNAL PIN  
WITH SLOTS IN POST. DRIVE 3/8" ROLL PIN ( 3 ) INTO  
INTERNAL PIN UNTIL GRILL BODY ROTATES FREELY.

ITEM	QTY	PART NO	DESCRIPTION
1	1	0-21-00-01	GRILL BODY ASSEMBLY
2	1	0-22-00-01	FREE STANDING SUPPORT POST
3	1	1-14-001	3/8" X 1 3/4" ROLL PIN
4	1	K-21	GRILL HARDWARE KIT
5	1	K-ANCD880-4	1/2" X 3 3/4" SS ANCHOR KIT (4PC)



**DuMor, inc.**  
P.O. Box 142 Mifflintown, PA 17059-0142

SCALE : NONE  
DATE DRAWN : 3/22/94  
DRAWN BY : CDC  
DATE REV. : 9/28/05  
REV. BY : JSB

TITLE : GRILL ASSEMBLY

REV. B	DRAWING NUMBER 22-00	SHEET 2 OF 2
--------	----------------------	--------------