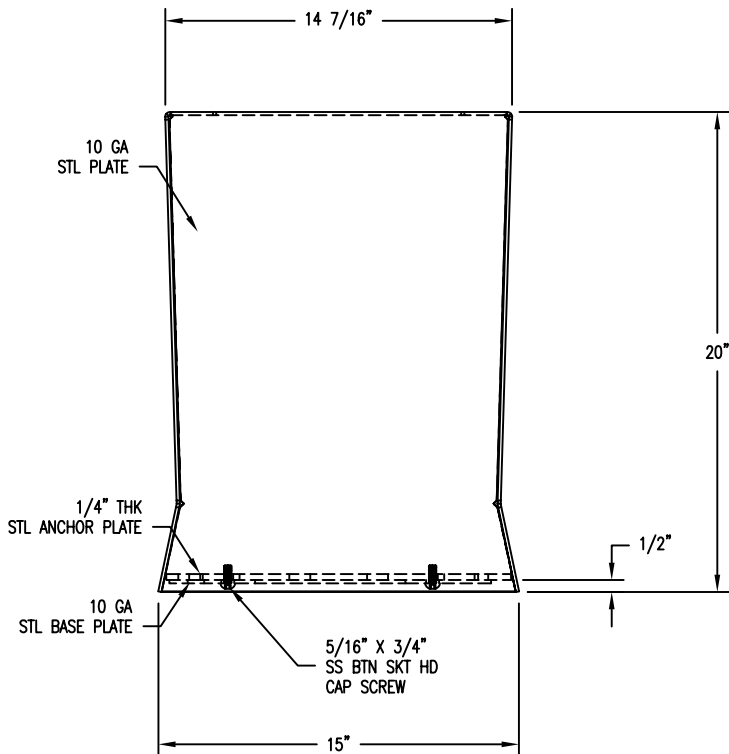
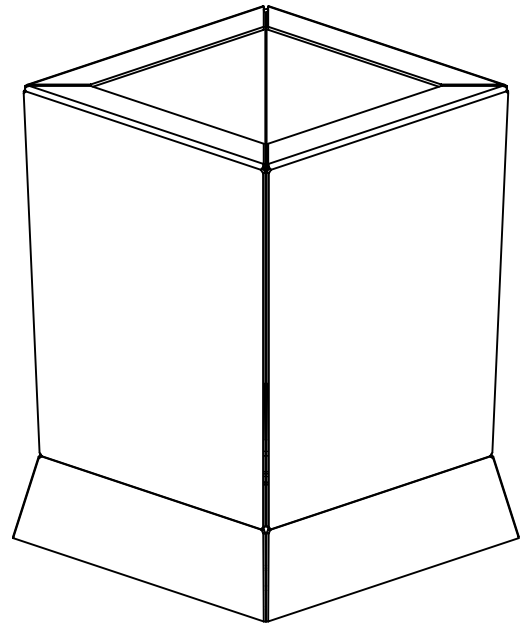


9/16" ϕ
ANCHOR HOLE



NOTES

- 1.) ALL STL. MEMBERS COATED W/ ZINC RICH EPOXY THEN FINISHED W/ POLYESTER POWDER COATING.
- 2.) 1/2" X 3 3/4" EXPANSION ANCHOR BOLTS PROVIDED.

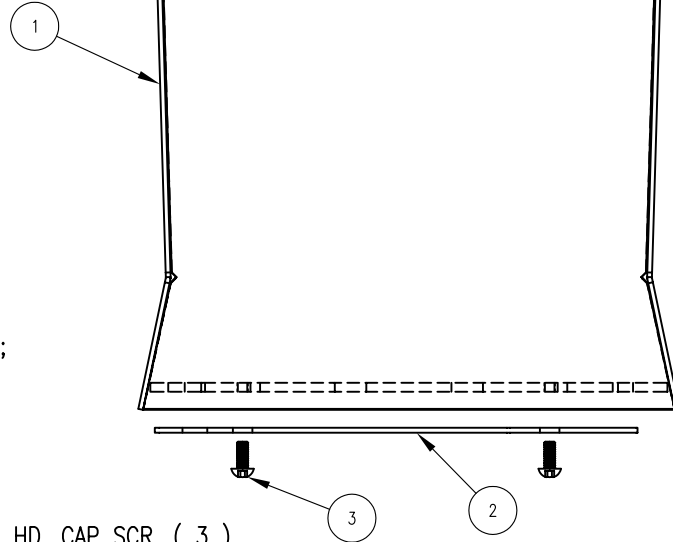
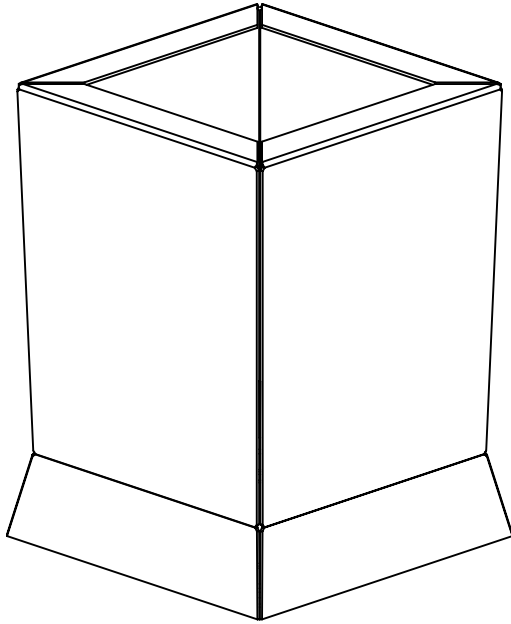

DuMor, inc.
 P.O. Box 142 Mifflintown, PA 17059-0142

SCALE : NONE
 DATE DRAWN : 07/16/12
 DRAWN BY : RDH
 DATE REV. :
 REV. BY :

TITLE :
 PLANTER
 REV. A

DRAWING NUMBER
 441-15X15S

SHEET
 1 OF 2



NOTE:

1.) THE ACTUAL PARTS WILL NOT BE NUMBERED;
NUMBERS ONLY APPLY TO DRAWING.

STEP 1:

- USE 1 - PC. STL. PLANTER BODY (1)
- 1 - PC. STL. BOLT ON PLATE (2)
- 2 - PCS. 5/16" X 3/4" S.STL. BTN. SKT. HD. CAP SCR. (3)

ATTACH STL. BOLT ON PLATE (2) TO
STL. PLANTER BODY (1), USING 5/16" X 3/4" S.STL. BTN.
SKT HD. CAP SCREWS (3).

STEP 2:

MOUNT AND ANCHOR AS SPECIFIED.

ITEM	QTY	PART NO	DESCRIPTION
1	1	0-441-15X15S-01	STL PLANTER BODY (15" X 15" X 20")
2	1	0-441-15X15S-02	STL BOLT ON PLATE
3	2	1-12-089	5/16" X 3/4" SS BTN SKT HD CAP SCR
4	1	K-ANC0860-4	1/2" X 3 3/4" SS ANCHOR KIT (4PC)
5	1	K-BC0512-2	5/16" CAP HARDWARE KIT (2PC)



DuMor, inc.

P.O. Box 142 Mifflintown, PA 17059-0142

SCALE : NONE

DATE DRAWN : 07/16/12

DRAWN BY : RDH

DATE REV. :

REV. BY :

TITLE : PLANTER

REV. A

DRAWING NUMBER

441-15X15S

SHEET 2 OF 2