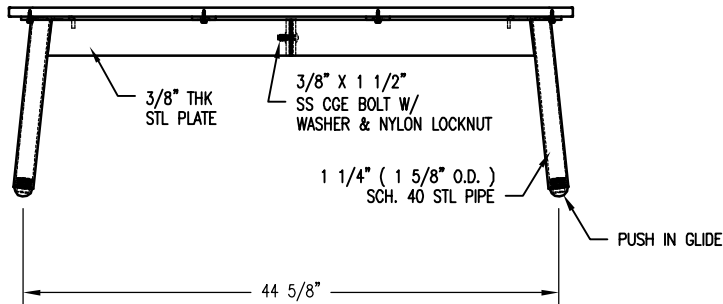
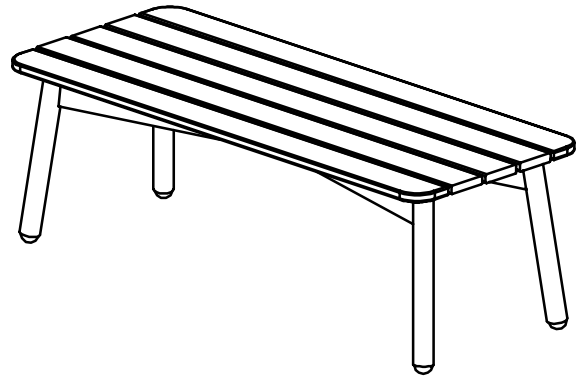


1" X 4" (NOM.) SLATS
(SEE SLAT OPTIONS)

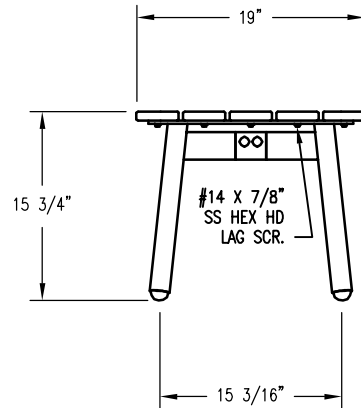


3/8" THK
STL PLATE

3/8" X 1 1/2"
SS CGE BOLT W/
WASHER & NYLON LOCKNUT

1 1/4" (1 5/8" O.D.)
SCH. 40 STL PIPE

PUSH IN GLIDE



15 3/4"

#14 X 7/8"
SS HEX HD
LAG SCR.

15 3/16"

NOTES

1.) ALL STL. MEMBERS COATED W/ ZINC RICH EPOXY THEN FINISHED W/ POLYESTER POWDER COATING.

SLAT OPTIONS

- ANTIQUE MAHOGANY TEXTURED
- BRAZILIAN WALNUT TEXTURED
- OTHER _____

NOTES:

- 1.) DURING ASSEMBLY PROCEDURE;
DO NOT COMPLETELY TIGHTEN HARDWARE.
- 2.) THE ACTUAL PARTS WILL NOT BE NUMBERED.
NUMBERS ONLY APPLY TO DRAWING.
- 3.) UPON COMPLETION OF ASSEMBLY SQUARE
ALL COMPONENTS THEN TIGHTEN ALL HARDWARE.
- 4.) MOUNT AND ANCHOR AS SPECIFIED.

TOOLS REQ'D

- 9/16" WRENCH
- 3/8" HEX DRIVE

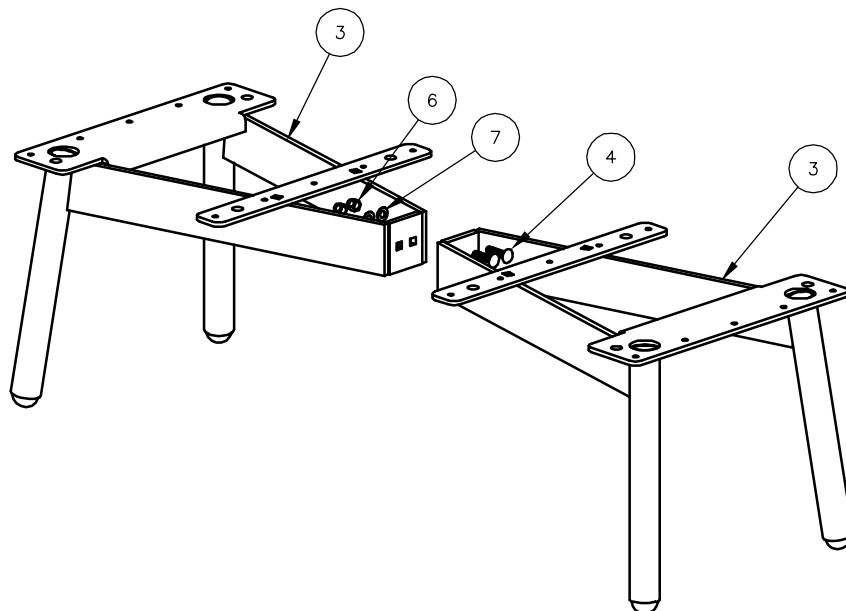
PARTS LIST

ITEM	QTY	PART NO	DESCRIPTION
1	3	0-512-40TX-02	1" X 4" X 47" SLAT, TX
2	2	0-512-40TX-03	1" X 4" X 47" EDGE SLAT, TX
3	2	0-516-40-00	STL COFFEE TABLE FRAME ASSEMBLY
4	2	1-11-003	3/8" X 1 1/2" SS CGE BOLT
5	20	1-16-023	#14 X 7/8 SS HX WASH HD 'A' SLTD WD SCREW
6	2	1-20-007	3/8" SS NYLON LOCKNUT
7	2	1-22-024	3/8" SS FLAT WASHER

KITS PROVIDED

ITEM	QTY	PART NO	DESCRIPTION
8	1	K-CG0624-2L	3/8" CGE BOLT HARDWARE KIT W/ LOCK NUTS (2PC)
9	1	K-WS1414-20	#14 HEX HD WASH WOOD SCR (20PC)

1 ATTACH TABLE FRAMES TOGETHER.



2 ATTACH SLATS TO STEP 1 ASSEMBLY.

