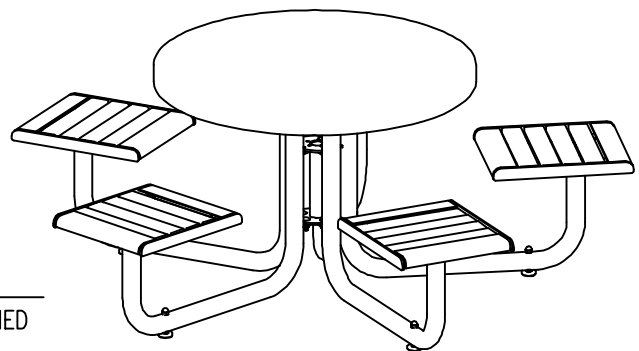


WOOD OPTIONS

- IPE S4S EE
- OTHER \_\_\_\_\_

NOTES:

- 1.) ALL STL. MEMBERS COATED W/ ZINC RICH EPOXY THEN FINISHED W/ POLYESTER POWDER COATING.
- 2.) 1/2" X 2 1/2" NYLON GLIDES AND 1/2" X 5 1/2" EXPANSION ANCHOR BOLTS PROVIDED.



**NOTE:**

- 1.) DURING ASSEMBLY PROCEDURE;  
DO NOT COMPLETELY TIGHTEN HARDWARE.
- 2.) THE ACTUAL PARTS WILL NOT BE NUMBERED.  
NUMBERS ONLY APPLY TO DRAWING.
- 3.) UPON COMPLETION OF ASSEMBLY SQUARE  
ALL COMPONENTS THEN TIGHTEN ALL HARDWARE.
- 4.) MOUNT AND ANCHOR AS SPECIFIED.

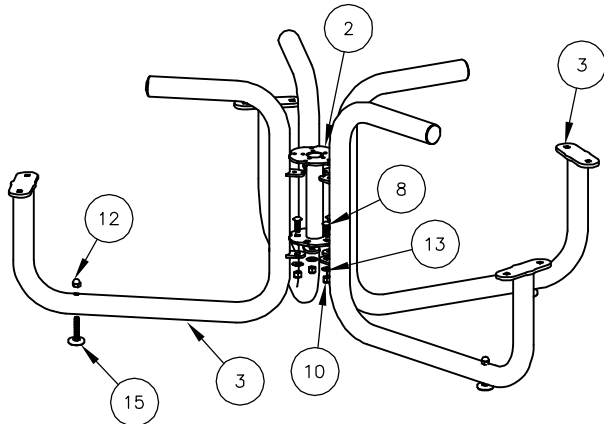
**TOOLS REQ'D**

- 3/4" WRENCH
- 1/2" WRENCH
- 5/16" NUT DRIVER
- 1/2" MASONRY DRILL BIT  
DRILL

**PARTS LIST**

ITEM	QTY	PART NO	DESCRIPTION
1	5	0-101-00-05	PIPE CLAMP (101)
2	1	0-101-50-15	STL SUPPORT FOR 5 SEAT TABLE
3	5	0-294-00-01	SUPPORT FRAME / 1-SEAT
4	20	0-294-00-04	15 1/4" SEAT SLAT, WOOD
5	1	0-294-50-05	TABLE TOP FOR 5 SEATS
6	5	0-295-00-03	BKLS STL SEAT FRAME FOR WOOD
7	10	1-11-032	5/16" X 1" SS CGE BOLT
8	15	1-11-042	1/2" X 1 1/2" SS CGE BOLT
9	40	1-16-023	#14 X 7/8 SS HX WASH HD 'A' SLTD WD SCREW
10	15	1-20-015	1/2" SS NYLON LOCKNUT
11	10	1-20-016	5/16" SS NYLON LOCKNUT
12	5	1-21-019	1/2" SS HEX ACORN NUT
13	15	1-22-015	1/2" SS FLAT WASHER
14	10	1-22-017	5/16" SS FLAT WASHER
15	5	5-48-077	1/2" X 2 1/2" GLIDE

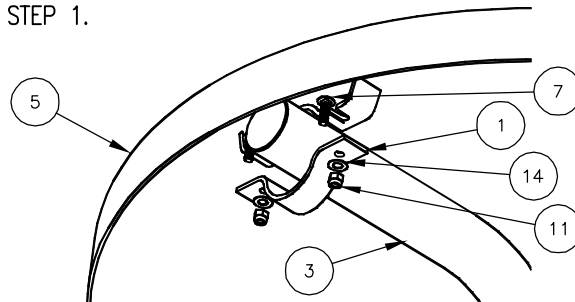
- ① ATTACH FRAMES TOGETHER.  
ATTACH GLIDES, UNLESS ANCHORING.  
NOTE: ONE LEG REMOVED FROM VIEW FOR CLARITY



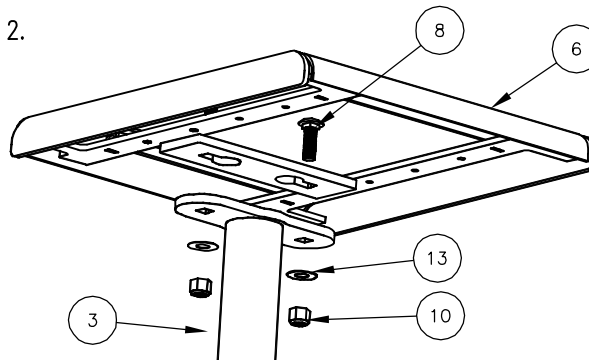
**KITS PROVIDED**

ITEM	QTY	PART NO	DESCRIPTION
16	1	K-ANC0888-1	1/2" X 5 1/2" SS ANCHOR KIT (1PC)
17	1	K-ANC0888-4	1/2" X 5 1/2" SS ANCH KIT (4PCS)
18	1	K-CG0516-10L	5/16" CGE BOLT HARDWARE KIT (10PC)
19	4	K-CG0824-4L	1/2" CGE BOLT HARDWARE KIT (4)
20	1	K-GLO840-5A	1/2" X 2 1/2" GLIDE KIT W/ ACORN NUT (5PC)
21	2	K-WS1414-20	#14 HEX HD WASH WOOD SCR ( 20PC )

- ② ATTACH TABLE TOP TO STEP 1.



- ③ ATTACH SEAT FRAMES TO STEP 2.



- ④ ATTACH SEAT SLATS TO STEP 3.

