

NOTES:

- 1.) ALL STL. MEMBERS COATED W/ ZINC RICH EPOXY THEN FINISHED W/ POLYESTER POWDER COATING.
- 2.) 1/2" X 2 1/2" NYLON GLIDES & 1/2" X 5 1/2" EXPANSION ANCHOR BOLTS PROVIDED.

NOTE:

- 1.) DURING ASSEMBLY PROCEDURE;
DO NOT COMPLETELY TIGHTEN HARDWARE.
- 2.) THE ACTUAL PARTS WILL NOT BE NUMBERED.
NUMBERS ONLY APPLY TO DRAWING.
- 3.) UPON COMPLETION OF ASSEMBLY SQUARE
ALL COMPONENTS THEN TIGHTEN ALL HARDWARE.
- 4.) MOUNT AND ANCHOR AS SPECIFIED.

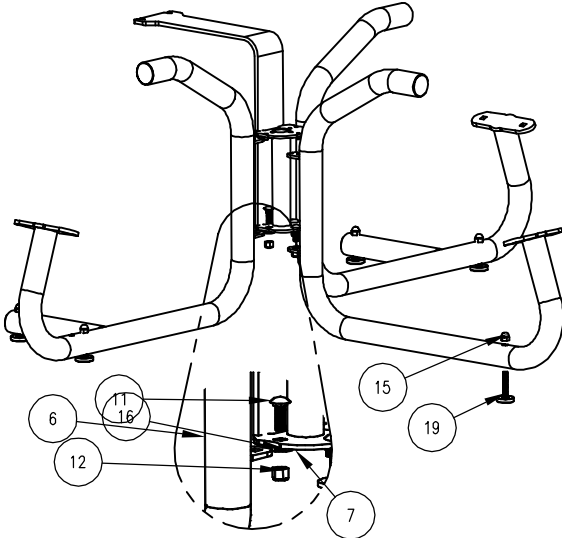
TOOLS REQ'D

- 3/4" WRENCH
- 9/16" WRENCH
- 1/2" WRENCH
- 1/2" MASONRY DRILL BIT
- DRILL

PARTS LIST

ITEM	QTY	PART NO	DESCRIPTION
1	1	0-101-00-01	42" DIA STL TABLE TOP
2	3	0-101-00-02	14 GA PERF STL SEAT
3	3	0-101-00-03	STL SEAT FRAME
4	3	0-101-00-05	PIPE CLAMP (101)
5	1	0-101-00-13	SUPPORT FRAME / 1-SEAT
6	1	0-101-00-14L	LEFT SUPPORT FRAME / 1-SEAT
7	1	0-101-30-15	STL SUPPORT FOR 3 SEAT TABLE
8	1	0-101-00-14R	RIGHT SUPPORT FRAME / 1-SEAT
9	24	1-11-028	3/8" X 1" SS CGE BOLT
10	8	1-11-032	5/16" X 1" SS CGE BOLT
11	9	1-11-042	1/2" X 1 1/2" SS CGE BOLT
12	9	1-20-015	1/2" SS NYLON LOCKNUT
13	8	1-20-016	5/16" SS NYLON LOCKNUT
14	24	1-21-007	3/8" SS HEX NUT
15	5	1-21-019	1/2" SS HEX ACORN NUT
16	9	1-22-015	1/2" SS FLAT WASHER
17	8	1-22-017	5/16" SS FLAT WASHER
18	24	1-22-024	3/8" SS FLAT WASHER
19	5	5-48-077	1/2" X 2 1/2" GLIDE

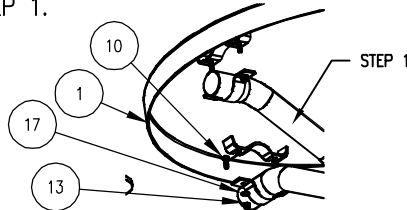
- ① ATTACH FRAMES TOGETHER. ATTACH GLIDES, UNLESS ANCHORING.



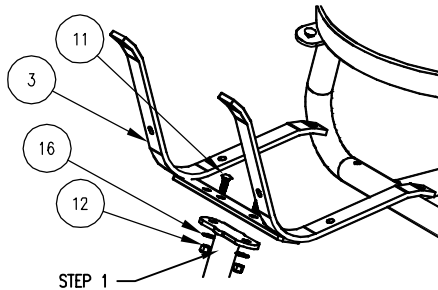
KITS PROVIDED

ITEM	QTY	PART NO	DESCRIPTION
20	2	K-ANC0888-3	1/2" X 5 1/2" SS ANCHOR KIT (3PC)
21	1	K-CG0516-8L	5/16" CGE BOLT HARDWARE KIT (8PC)
22	3	K-CG0616-8	3/8" CGE BOLT KIT (8PC)
23	3	K-CG0824-4L	1/2" CGE BOLT HARDWARE KIT (4)
24	2	K-GL0840-3A	1/2" X 2 1/2" GLIDE KIT W/ ACORN NUT (3PC)

- ② ATTACH TABLE TOP TO STEP 1.



- ③ ATTACH SEAT FRAMES TO STEP 1.



- ④ ATTACH PERF. SEATS TO STEP 3.

