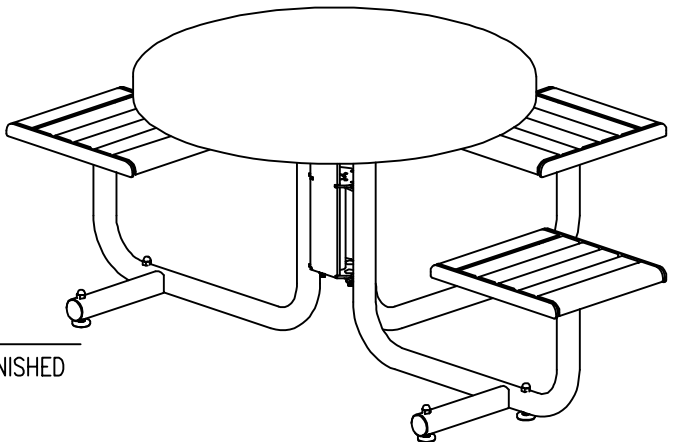


WOOD OPTIONS

- IPE S4S EE
- OTHER _____

NOTES:

- 1.) ALL STL. MEMBERS COATED W/ ZINC RICH EPOXY THEN FINISHED W/ POLYESTER POWDER COATING.
- 2.) 1/2" X 2 1/2" NYLON GLIDES AND 1/2" X 5 1/2" EXPANSION ANCHOR BOLTS PROVIDED.



NOTES:

- 1.) DURING ASSEMBLY PROCEDURE;
DO NOT COMPLETELY TIGHTEN HARDWARE.
- 2.) THE ACTUAL PARTS WILL NOT BE NUMBERED.
NUMBERS ONLY APPLY TO DRAWING.
- 3.) UPON COMPLETION OF ASSEMBLY SQUARE
ALL COMPONENTS THEN TIGHTEN ALL HARDWARE.
- 4.) MOUNT AND ANCHOR AS SPECIFIED.

TOOLS REQ'D

- 1/2" WRENCH
- 3/4" WRENCH
- 3/8" HEX DRIVE
- 1/2" MASONRY DRILL BIT
- DRILL

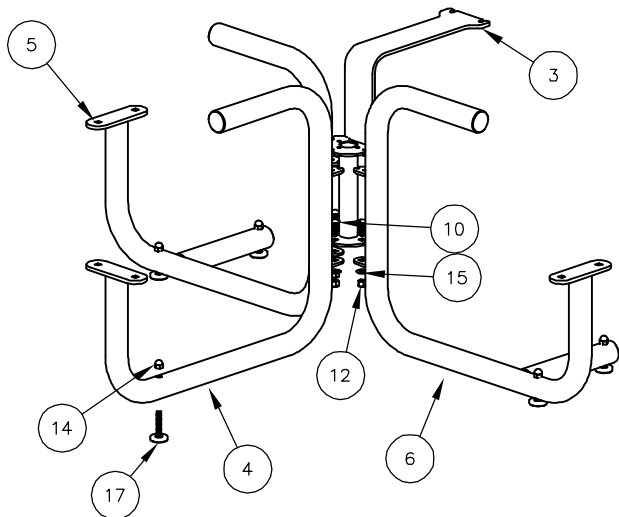
PARTS LIST

ITEM	QTY	PART NO	DESCRIPTION
1	1	0-101-00-01	42" DIA STL TABLE TOP
2	3	0-101-00-05	PIPE CLAMP (101)
3	1	0-101-30-15	STL SUPPORT FOR 3 SEAT TABLE
4	1	0-294-00-01	SUPPORT FRAME / 1-SEAT
5	1	0-294-00-02L	SUPPORT FRAME / 1-SEAT LEFT FOR ADA
6	1	0-294-00-02R	SUPPORT FRAME / 1-SEAT RIGHT FOR ADA
7	12	0-294-00-04	15 1/4" SEAT SLAT, WOOD
8	3	0-295-00-03	BKLS STL SEAT FRAME FOR WOOD
9	8	1-11-032	5/16" X 1" SS CGE BOLT
10	9	1-11-042	1/2" X 1 1/2" SS CGE BOLT
11	24	1-16-023	#14 X 7/8 SS HX WASH HD 'A' SLTD WD SCREW
12	9	1-20-015	1/2" SS NYLON LOCKNUT
13	8	1-20-016	5/16" SS NYLON LOCKNUT
14	5	1-21-019	1/2" SS HEX ACORN NUT
15	9	1-22-015	1/2" SS FLAT WASHER
16	8	1-22-017	5/16" SS FLAT WASHER
17	5	5-48-077	1/2" X 2 1/2" GLIDE

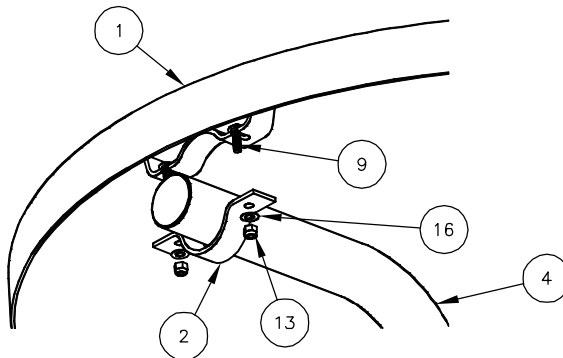
KITS PROVIDED

ITEM	QTY	PART NO	DESCRIPTION
18	1	K-ANC0888-1	1/2" X 5 1/2" SS ANCHOR KIT (1PC)
19	1	K-ANC0888-4	1/2" X 5 1/2" SS ANCH KIT (4PCS)
20	1	K-CG0516-BL	5/16" CGE BOLT HARDWARE KIT (8PC)
21	3	K-CG0824-4L	1/2" CGE BOLT HARDWARE KIT (4)
22	1	K-GLO840-5A	1/2" X 2 1/2" GLIDE KIT W/ ACORN NUT (5PC)
23	2	K-WS1414-12	#14 HEX HD WASH WOOD SCR (12PC)

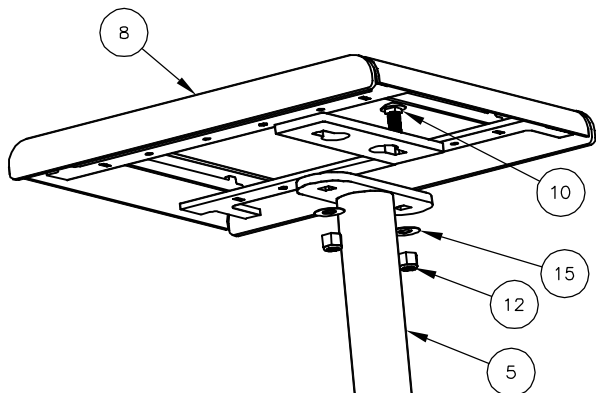
1 ATTACH STEEL SUPPORT TO SUPPORT FRAMES.
ATTACH GLIDES, UNLESS ANCHORING.



2 ATTACH TABLE TOP TO STEP 1.



3 ATTACH SEAT FRAME TO SUPPORT FRAMES.



4 ATTACH SLATS TO SEAT FRAMES.

