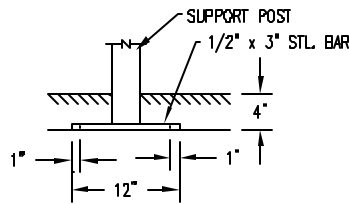
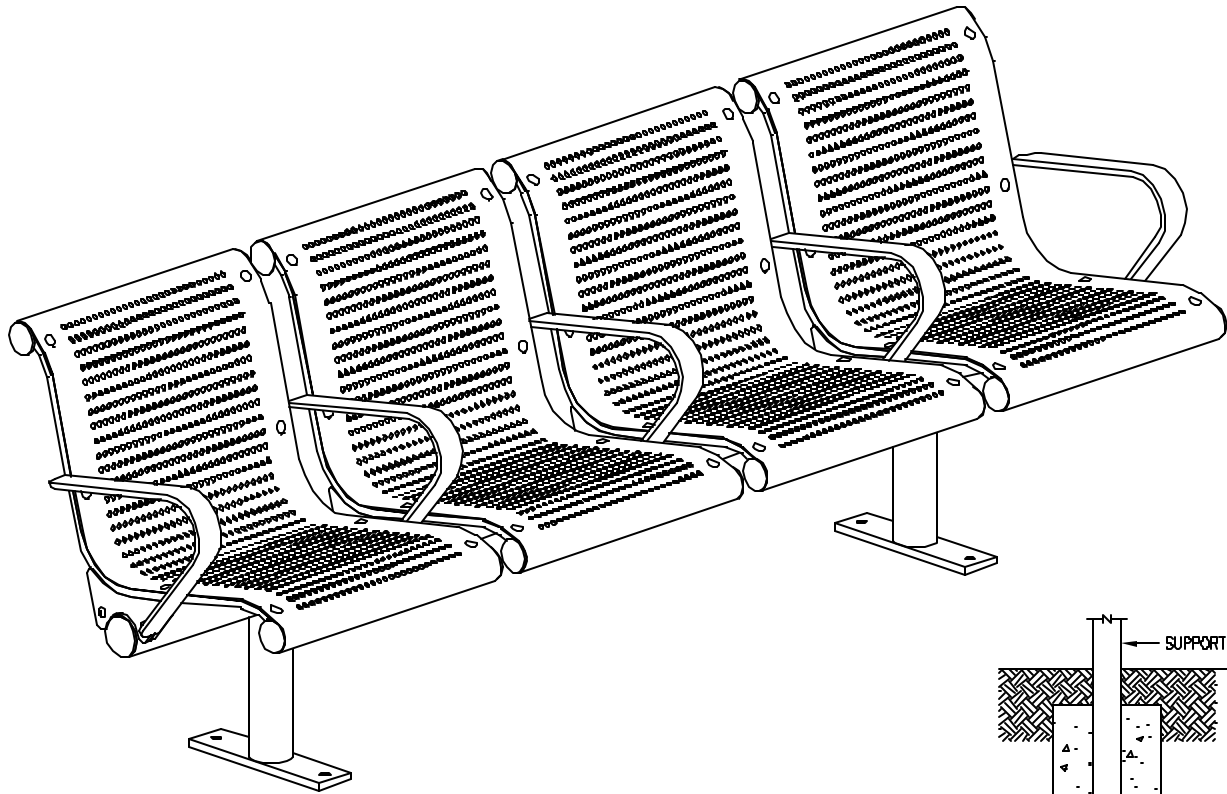
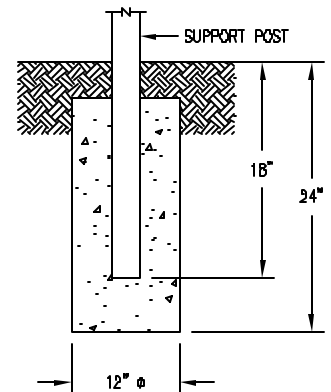


S-2 SURFACE MOUNT



S-4 SUB FLOOR



S-1 EMBEDMENT

NOTES

- 1.) ALL STL. MEMBERS COATED W/ ZINC RICH EPOXY THEN POLYESTER POWDER COATED
- 2.) 1/2" X 3 3/4" EXPANSION ANCHOR BOLTS PROVIDED FOR OPTIONS S-2 & S-4.



DuMor, inc.

P.O. Box 142 Niffllintown, PA 17059-0142

SCALE : NONE
 DATE DRAWN : 5/16/01
 DRAWN BY : AWH
 DATE REV. : 01/12/07
 REV. BY : ESS

TITLE :
 B

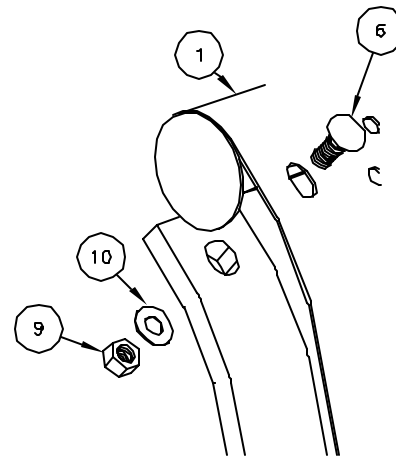
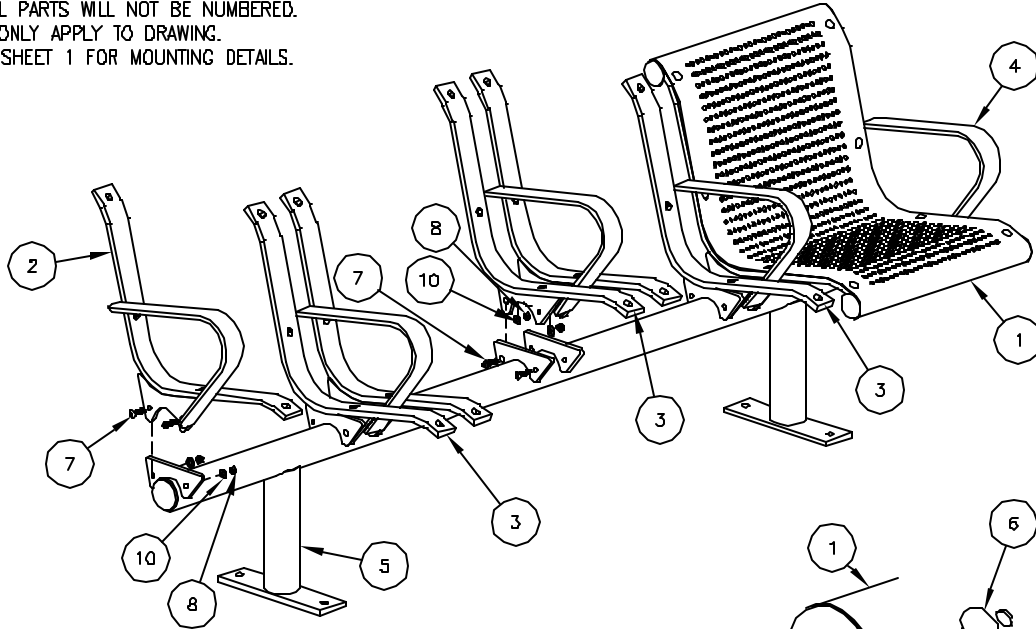
BENCH

DRAWING NUMBER
 127-40

SHEET
 1 OF 2

NOTE:

- 1.) DURING ASSEMBLY PROCEDURE;
DO NOT COMPLETELY TIGHTEN HARDWARE.
- 2.) THE ACTUAL PARTS WILL NOT BE NUMBERED.
NUMBERS ONLY APPLY TO DRAWING.
- 3.) SEE SPEC SHEET 1 FOR MOUNTING DETAILS.



DETAIL A

STEP 1:

- USE 1 - PC. FOUR SEAT BASE SUPPORT FOR SURFACE MOUNT (5)
 - 1 - PC. RIGHT SEAT STRAP W/ ARMREST (2)
 - 1 - PC. LEFT SEAT STRAP W/ ARMREST (4)
 - 4 - PCS. 3/8" X 1 1/4" SS. BTN. SKT. HD. CAP SCR. (7)
 - 4 - PCS. 3/8" SS. THIN NYLON LOCKNUT (8)
 - 8 - PCS. 3/8" SS. FLAT WASHER (10)
- ATTACH RIGHT SEAT STRAP W/ ARMREST (2) & LEFT SEAT STRAP W/ ARMREST (4) TO FOUR SEAT BASE SUPPORT FOR SURFACE MOUNT (5) USING HARDWARE (7, 8, & 10). TIGHTEN TO SNUG FIT.

STEP 2:

- USE 3 - PC. CENTER SEAT STRAP W/ ARMREST (3)
 - 12 - PCS. 3/8" X 1 1/4" SS. BTN. SKT. HD. CAP SCR. (7)
 - 12 - PCS. 3/8" SS. THIN NYLON LOCKNUT (8)
 - 24 - PCS. 3/8" SS. FLAT WASHER (10)
- ATTACH CENTER SEAT STRAP W/ ARMREST (3) TO STEP 1 ASSEMBLY USING HARDWARE (7, 8 & 10). TIGHTEN TO SNUG FIT.

STEP 3:

- USE 4 - PCS. ALL STL SEAT USING 14 GA. PERF. SH. (1)
 - 32 - PCS. 3/8" X 1" SS. CGE. BOLT (6)
 - 32 - PCS. 3/8" SS. HEX NUT (9)
 - 32 - PCS. 3/8" SS. FLAT WASHER (10)
- ATTACH ALL STL SEAT 14 GA. PERF. SH. (1) TO STEP 2 ASSEMBLY USING HARDWARE (6, 9 & 10). TIGHTEN TO SNUG FIT. (SEE DETAIL A)

STEP 4:

UPON COMPLETION OF BENCH ASSEMBLY SQUARE ALL COMPONENTS THEN TIGHTEN ALL HARDWARE.

STEP 5:

MOUNT AND ANCHOR AS SPECIFIED.

ITEM	QTY	PART NO	DESCRIPTION
1	4	0-101-00-02	14 GA PERF STL SEAT
2	1	0-127-01	RIGHT SEAT STRAP W/ ARMREST
3	3	0-127-02	CENTER SEAT STRAP W/ ARMREST
4	1	0-127-03	LEFT SEAT STRAP W/ ARMREST
5	1	0-127-40-04/S-2	4 SEAT SUPPORT BASE FOR SURFACE MT
6	32	1-11-02B	3/8" X 1" SS CGE BOLT
7	16	1-12-111	3/8" X 1 1/4" SS BTN SKT HD CAP SCR
8	16	1-20-019	3/8" SS THIN NYLON LOCKNUT
9	32	1-21-007	3/8" SS HEX NUT
10	48	1-22-024	3/8" SS FLAT WASHER



DuMor, inc.

P.O. Box 142 Mifflintown, PA 17059-0142

SCALE : NONE
 DATE DRAWN : 5/15/01
 DRAWN BY : AMH
 DATE REV. : 01/12/07
 REV. BY : ESS

TITLE : BENCH ASSEMBLY

REV. B DRAWING NUMBER 127-40

SHEET 2 OF 2