

SLAT OPTIONS

- ANTIQUE MAHOGANY TEXTURED
- BRAZILIAN WALNUT TEXTURED
- OTHER _____

NOTES:

- 1.) ALL STL. MEMBERS COATED W/ ZINC RICH EPOXY THEN FINISHED W/ POLYESTER POWDER COATING.
- 2.) 1/2" X 2 1/2" NYLON GLIDES AND 1/2" X 5 1/2" EXPANSION ANCHOR BOLTS PROVIDED.

NOTE:

- 1.) DURING ASSEMBLY PROCEDURE;
DO NOT COMPLETELY TIGHTEN HARDWARE.
- 2.) THE ACTUAL PARTS WILL NOT BE NUMBERED.
NUMBERS ONLY APPLY TO DRAWING.
- 3.) UPON COMPLETION OF ASSEMBLY SQUARE
ALL COMPONENTS THEN TIGHTEN ALL HARDWARE.
- 4.) MOUNT AND ANCHOR AS SPECIFIED.

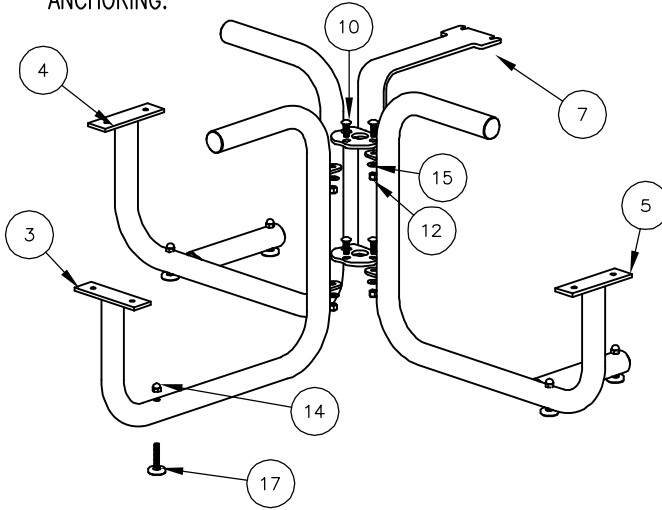
TOOLS REQ'D

- 3/4" WRENCH
- 9/16" WRENCH
- 1/2" WRENCH
- 1/2" MASONRY DRILL BIT
DRILL

PARTS LIST

ITEM	QTY	PART NO	DESCRIPTION
1	1	0-101-00-01	42" DIA STL TABLE TOP
2	3	0-101-00-05	PIPE CLAMP (101)
3	1	0-294-00-01	SUPPORT FRAME / 1-SEAT
4	1	0-294-00-02L	SUPPORT FRAME / 1-SEAT LEFT FOR ADA
5	1	0-294-00-02R	SUPPORT FRAME / 1-SEAT RIGHT FOR ADA
6	3	0-294-00-03	STL SEAT FRAME FOR WOOD - ALL WELDED
7	1	0-294-00-06	STL SUPPORT FOR 3 SEAT TABLE
8	24	0-294-00TX-04	15 1/4" SEAT SLAT, TX
9	8	1-11-032	5/16" X 1" SS CGE BOLT
10	12	1-11-042	1/2" X 1 1/2" SS CGE BOLT
11	48	1-16-023	#14 X 7/8 SS HX WASH HD 'A' SLTD WD SCREW
12	12	1-20-015	1/2" SS NYLON LOCKNUT
13	8	1-20-016	5/16" SS NYLON LOCKNUT
14	5	1-21-019	1/2" SS HEX ACORN NUT
15	12	1-22-015	1/2" SS FLAT WASHER
16	8	1-22-017	5/16" SS FLAT WASHER
17	5	5-48-077	1/2" X 2 1/2" GLIDE

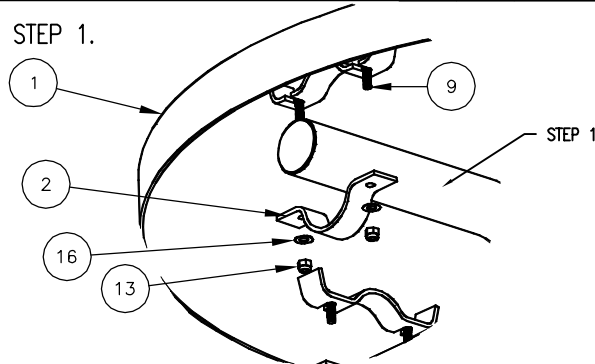
- ① ATTACH FRAMES TOGETHER. ATTACH GLIDES, UNLESS ANCHORING.



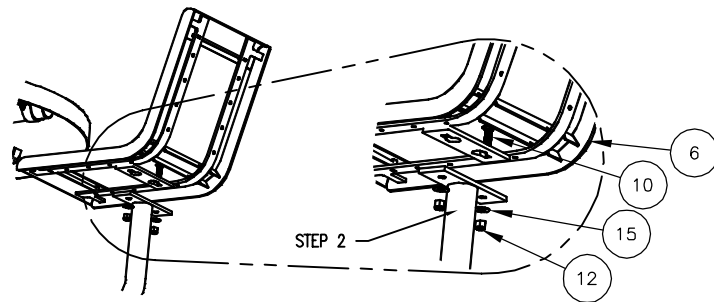
KITS PROVIDED

ITEM	QTY	PART NO	DESCRIPTION
18	1	K-ANCO888-4	1/2" X 5 1/2" SS ANCH KIT (4PCS)
19	1	K-CG0516-8L	5/16" CGE BOLT HARDWARE KIT (8PC)
20	4	K-CG0824-4L	1/2" CGE BOLT HARDWARE KIT (4)
21	1	K-GLO840-4A	1/2" X 2 1/2" GLIDE KIT (4PCS)
22	4	K-WS1414-16	#14 HEX HD WASH WOOD SCR (16PC)

- ② ATTACH TABLE TOP TO STEP 1.



- ③ ATTACH SEAT FRAMES TO STEP 2.



- ④ ATTACH SEAT SLATS TO STEP 3.

NOTE:
IF DESIRED, USE SUPPLIED TOUCH UP PAINT
TO COAT VISIBLE WOOD FASTENER HEADS.

