

SLAT OPTIONS

- ANTIQUE MAHOGANY TEXTURED
- BRAZILIAN WALNUT TEXTURED
- OTHER \_\_\_\_\_

NOTES

- 1.) ALL STL. MEMBERS COATED W/ ZINC RICH EPOXY THEN FINISHED W/ POLYESTER POWDER COATING.
- 2.) 1/2" X 3 3/4" EXPANSION ANCHOR BOLTS PROVIDED.



TABLE

DATE DRAWN : 11/09/18  
 DRAWN BY : RDH  
 DATE REV. :  
 REV. BY :

REV.  
A

DRAWING NUMBER

464-60TX

SHEET  
1 OF 2

PARTS LIST

ITEM	QTY	PART NO	DESCRIPTION
1	14	0-143-60TX-01	2" X 3" X 71" INT'R SLAT, TX
2	8	0-460-00-02	CONTOUR STRAP
3	6	0-460-60-03	71 3/4" ALUM EXTRUSION
4	2	0-464-00-01	TABLE SUPPORT
5	4	0-464-00-02	TABLE CONTOUR STRAP
6	12	1-12-053	5/16" X 1 1/2" SS BTN SKT HD CAP SCR
7	56	1-13-023	5/16" X 1 1/2" SS BTN SKT HD LAG
8	56	1-22-017	5/16" SS FLAT WASHER

KITS PROVIDED

ITEM	QTY	PART NO	DESCRIPTION
9	1	K-ANC0860-4	1/2" X 3 3/4" SS ANCHOR KIT (4PC)
10	2	K-BC0524-6	5/16" CAP HARDWARE KIT (6PC)
11	2	K-BL0524-24	5/16" LAG HARDWARE KIT (24PC)

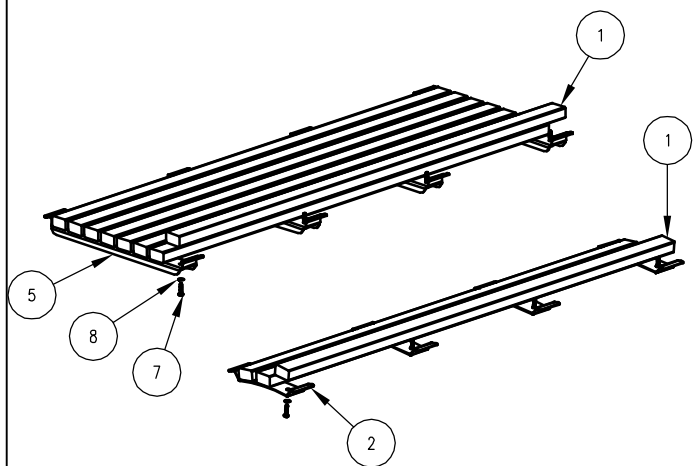
NOTE:

- 1.) DURING ASSEMBLY PROCEDURE; DO NOT COMPLETELY TIGHTEN HARDWARE.
- 2.) THE ACTUAL PARTS WILL NOT BE NUMBERED. NUMBERS ONLY APPLY TO DRAWING.
- 3.) UPON COMPLETION OF ASSEMBLY SQUARE ALL COMPONENTS THEN TIGHTEN ALL HARDWARE.
- 4.) MOUNT AND ANCHOR AS SPECIFIED.

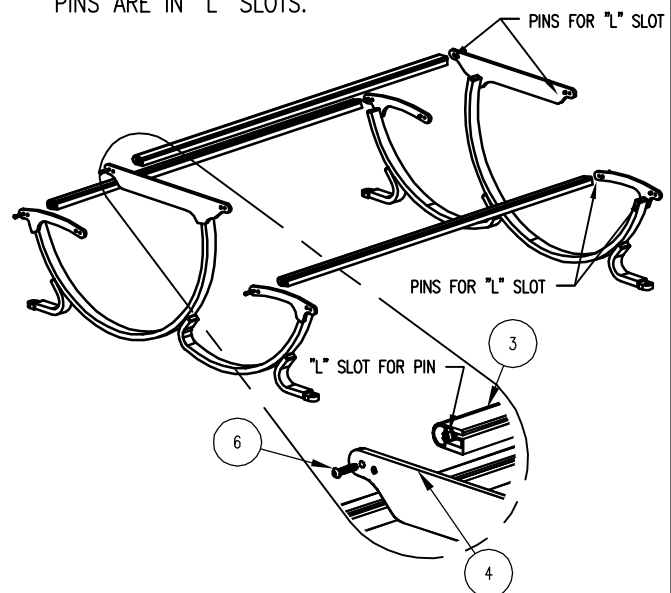
TOOLS REQ'D

- 3/4" WRENCH  
 1/4" ALLEN WRENCH  
 3/16" ALLEN WRENCH  
 1/2" MASONRY DRILL BIT  
 DRILL

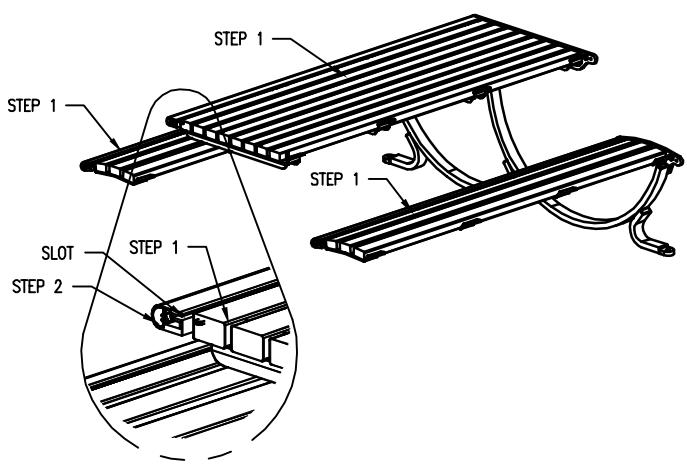
1 ATTACH SLATS TO CONTOUR STRAPS.



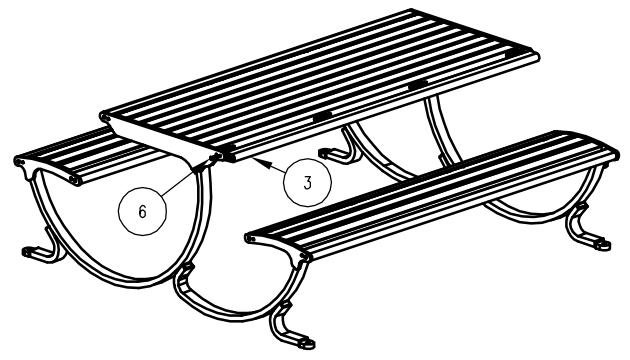
2 ATTACH 3 ALUM. EXTRUSIONS AS SHOWN, TO LEFT & RIGHT TABLE SUPPORTS, ENSURE PINS ARE IN "L" SLOTS.



3 INSERT STEP 1 INTO STEP 2, USING SLOTS ON ALUM. EXTRUSION. \*NOTE: RIGHT TABLE SUPPORT NOT SHOWN FOR CLARITY.\*



4 ATTACH 3 REMAINING ALUM. EXTRUSIONS TO SUPPORTS, AS IN STEP 2.



ASSEMBLY INSTRUCTIONS

DATE DRAWN : 11/09/18  
 DRAWN BY : RDH  
 DATE REV. :  
 REV. BY :

REV. A

DRAWING NUMBER

464-60TX

SHEET 2 OF 2