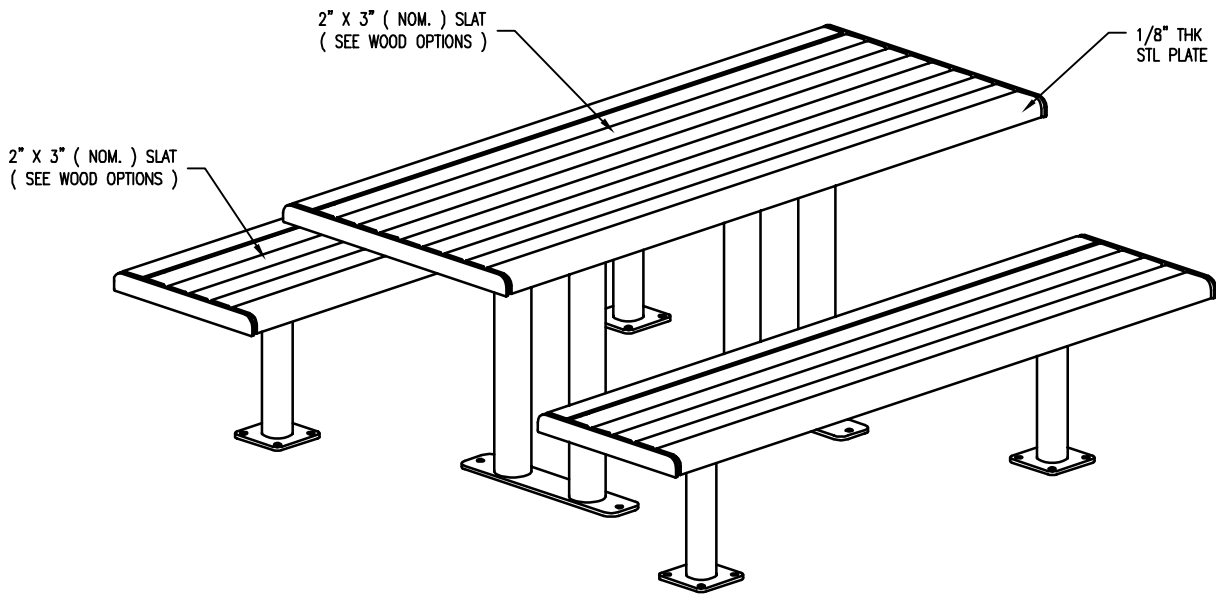


S-2 SURFACE

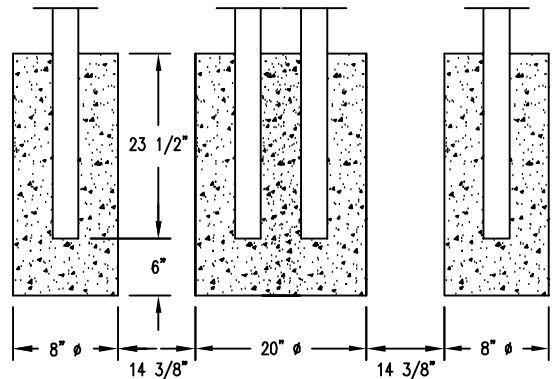


WOOD OPTIONS

- 'C' & BTR. DOUGLAS FIR KD S4S EE
- IPE S4S EE
- OTHER _____

NOTES

- 1.) ALL STL. MEMBERS COATED W/ ZINC RICH EPOXY THEN FINISHED W/ POLYESTER POWDER COATING.
- 2.) 1/2" X 3 3/4" EXPANSION ANCHOR BOLT PROVIDED FOR S-2 SURFACE MOUNT.



S-1 EMBEDMENT



TABLE

DATE DRAWN : 11/09/17
 DRAWN BY : RDH
 DATE REV. :
 REV. BY :

REV.
A

DRAWING NUMBER

298-60-2

SHEET
1 OF 2

NOTES:

- 1.) DURING ASSEMBLY PROCEDURE;
DO NOT COMPLETELY TIGHTEN HARDWARE.
- 2.) THE ACTUAL PARTS WILL NOT BE NUMBERED.
NUMBERS ONLY APPLY TO DRAWING.
- 3.) UPON COMPLETION OF ASSEMBLY SQUARE
ALL COMPONENTS THEN TIGHTEN ALL HARDWARE.
- 4.) MOUNT AND ANCHOR AS SPECIFIED.

TOOLS REQ'D

- 3/4" WRENCH
- 3/16" ALLEN WRENCH
- 1/2" MASONRY DRILL BIT
- DRILL

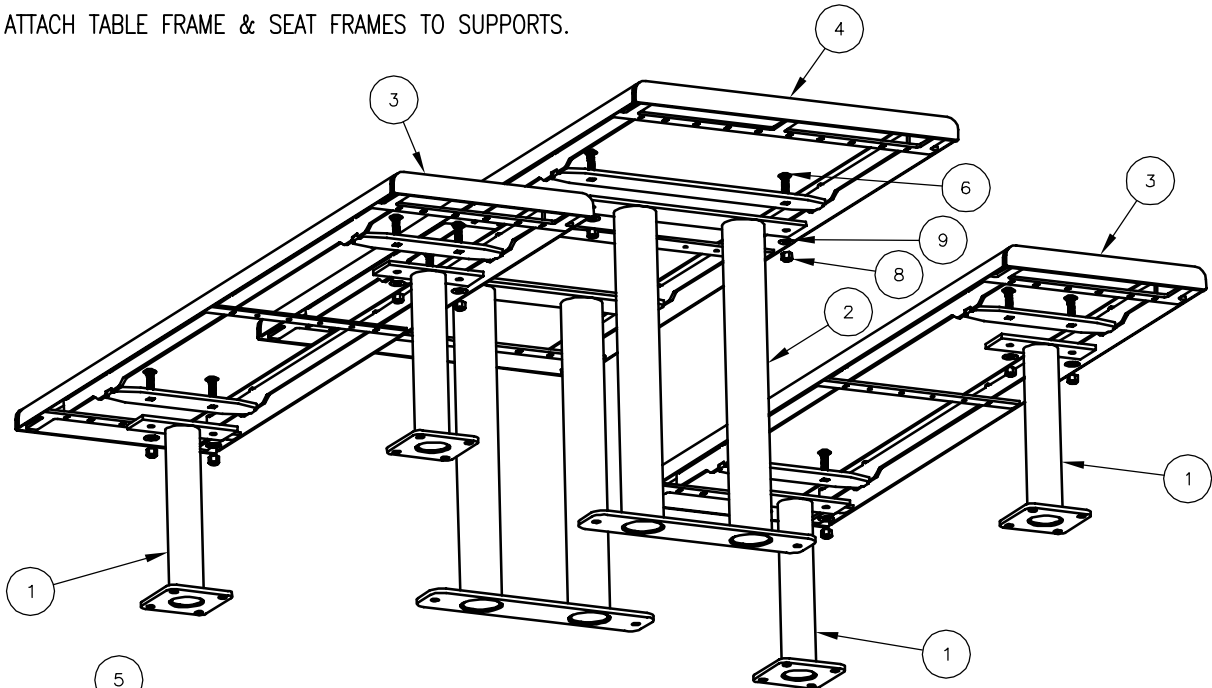
PARTS LIST

ITEM	QTY	PART NO	DESCRIPTION
1	4	0-296-00-02/S-2	STL PEDESTAL SEAT SUPPORT, PLATES
2	2	0-298-00-01/S-2	STL TABLE SUPPORT, PLATES
3	2	0-298-60-04	6' BKLS STL SEAT FRAME FOR WOOD
4	1	0-298-60-2-03	5' STL ACCESSIBLE TABLE FRAME FOR WOOD, BOTH ENDS
5	16	0-472-60-03	71" INT'R SLAT, WOOD
6	12	1-11-042	1/2" X 1 1/2" SS CGE BOLT
7	48	1-13-023	5/16" X 1 1/2" SS BTN SKT HD LAG
8	12	1-20-015	1/2" SS NYLON LOCKNUT
9	12	1-22-015	1/2" SS FLAT WASHER
10	48	1-22-017	5/16" SS FLAT WASHER

KITS PROVIDED

ITEM	QTY	PART NO	DESCRIPTION
11	5	K-ANC0860-4	1/2" X 3 3/4" SS ANCHOR KIT (4PC)
12	2	K-BL0524-24	5/16" LAG HARDWARE KIT (24PC)
13	3	K-CG0824-4L	1/2" CGE BOLT HARDWARE KIT (4)

① ATTACH TABLE FRAME & SEAT FRAMES TO SUPPORTS.



② ATTACH SLATS TO TABLE FRAME & SEAT FRAMES.

