

NOTES:

- 1.) ALL STL. MEMBERS COATED W/ ZINC RICH EPOXY THEN FINISHED W/ POLYESTER POWDER COATING.
- 2.) 1/2" X 3 3/4" EXPANSION ANCHOR BOLTS PROVIDED.

SLAT OPTIONS

- "CEDAR" RECYCLED PLASTIC
- "GREY" RECYCLED PLASTIC
- "REDWOOD" RECYCLED PLASTIC
- "WALNUT" RECYCLED PLASTIC
- OTHER _____



BENCH

DATE DRAWN : 10/07/15
 DRAWN BY : RDH
 DATE REV. :
 REV. BY :

REV.
A

DRAWING NUMBER

491-60PL

SHEET
1 OF 2

NOTES:

- 1.) DURING ASSEMBLY PROCEDURE;
DO NOT COMPLETELY TIGHTEN HARDWARE.
- 2.) THE ACTUAL PARTS WILL NOT BE NUMBERED.
NUMBERS ONLY APPLY TO DRAWING.
- 3.) UPON COMPLETION OF ASSEMBLY SQUARE
ALL COMPONENTS THEN TIGHTEN ALL HARDWARE.
- 4.) MOUNT AND ANCHOR AS SPECIFIED.

TOOLS REQ'D

- 3/4" WRENCH
- 1/2" WRENCH
- 5/16" ALLEN WRENCH
- 1/4" ALLEN WRENCH
- 3/16" ALLEN WRENCH
- 1/2" MASONRY DRILL BIT
- DRILL

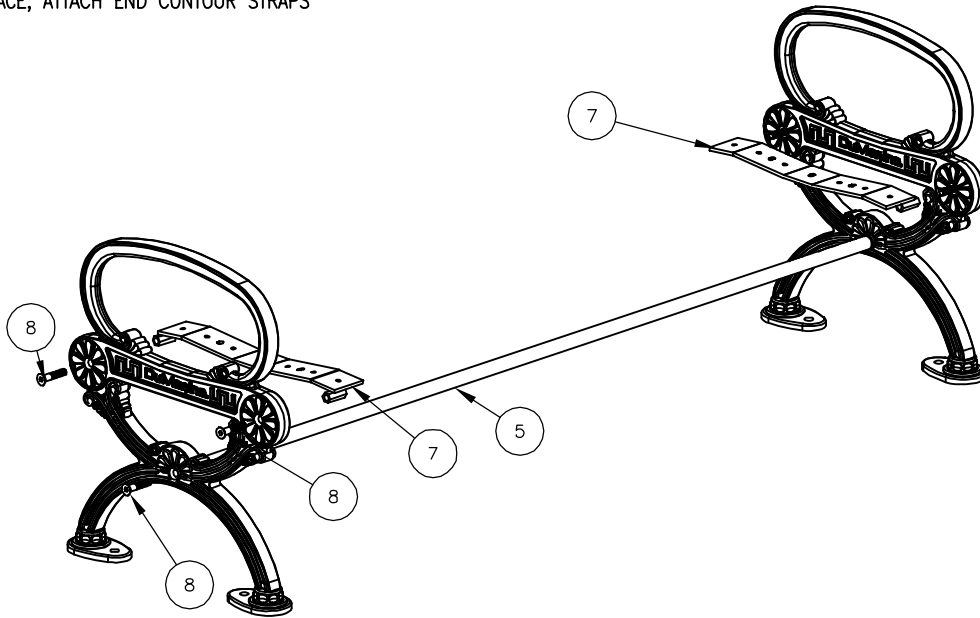
PARTS LIST

ITEM	QTY	PART NO	DESCRIPTION
1	5	0-143-60PL-01	2" X 3" X 71" INT'R SLAT, PLASTIC
2	2	0-143-60PL-02	2" X 3" X 71" PLASTIC EDGE SLAT
3	2	0-16-60-06	71" SEAT BRACE
4	2	0-491-00-01	CAST ALUM BKLS BENCH SUPPORT
5	1	0-57-60-04	71 3/4" PIPE BRACE
6	2	0-91-00-03	CENTER STRAP
7	2	0-91-00-04	END CONTOUR STRAP
8	6	1-12-065	1/2" X 2 1/2" FLT SKT HD CAP SCR
9	8	1-12-116	5/16" X 1" SS BTN SKT HD CAP SCR
10	28	1-13-023	5/16" X 1 1/4" SS BTN SKT HD LAG
11	8	1-20-016	5/16" SS NYLON LOCKNUT
12	44	1-22-017	5/16" SS FLAT WASHER

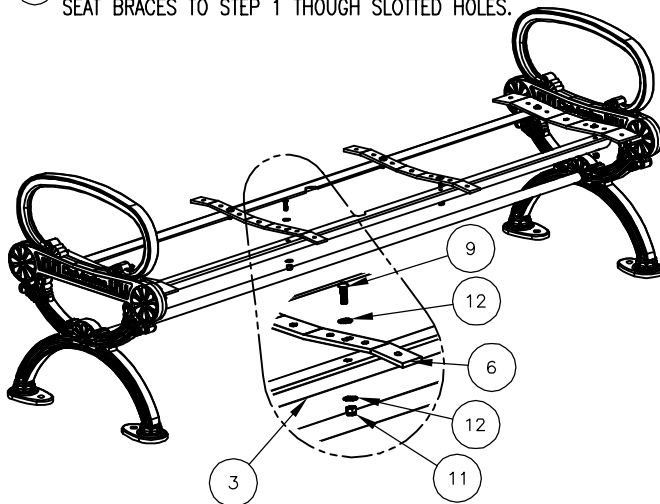
KITS PROVIDED

ITEM	QTY	PART NO	DESCRIPTION
13	1	K-147-60	147-60 SER HARDWARE KIT
14	1	K-ANC0860-4	1/2" X 3 3/4" SS ANCHOR KIT (4PC)
15	1	K-FC0840-6	1/2" CAP HARDWARE KIT (6PC)

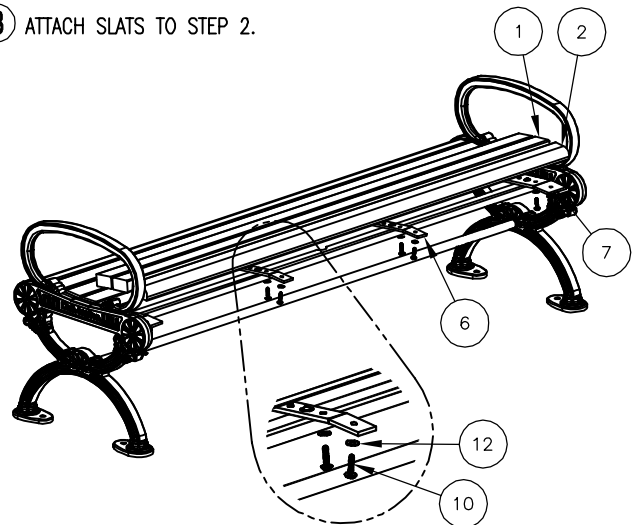
1 ATTACH CAST IRON BENCH SUPPORTS TO PIPE BRACE, ATTACH END CONTOUR STRAPS



2 ATTACH CENTER CONTOUR STRAPS & SEAT BRACES TO STEP 1 THROUGH SLOTTED HOLES.



3 ATTACH SLATS TO STEP 2.



ASSEMBLY INSTRUCTIONS

DATE DRAWN : 10/07/15
 DRAWN BY : RDH
 DATE REV. :
 REV. BY :

REV. A

DRAWING NUMBER

491-60PL

SHEET 2 OF 2