

NOTES

- 1.) ALL STL. MEMBERS COATED W/ ZINC RICH EPOXY THEN FINISHED W/ POLYESTER POWDER COATING.
- 2.) 1/2" X 3 3/4" EXPANSION ANCHOR BOLTS PROVIDED.

SLAT OPTIONS

- ANTIQUE MAHOGANY TEXTURED
- BRAZILIAN WALNUT TEXTURED
- OTHER _____



BENCH

DATE DRAWN : 11/09/18
 DRAWN BY : RDH
 DATE REV. :
 REV. BY :

REV.
A

DRAWING NUMBER

461-60TX

SHEET
1 OF 2

PARTS LIST

ITEM	QTY	PART NO	DESCRIPTION
1	3	0-143-60TX-01	2" X 3" X 71" INT'R SLAT, TX
2	4	0-460-00-02	CONTOUR STRAP
3	2	0-460-60-03	71 3/4" ALUM EXTRUSION
4	1	0-461-00L-01	LEFT BKLS BENCH SUPPORT
5	1	0-461-00R-01	RIGHT BKLS BENCH SUPPORT
6	4	1-12-053	5/16" X 1 1/2" SS BTN SKT HD CAP SCR
7	12	1-13-023	5/16" X 1 1/2" SS BTN SKT HD LAG
8	12	1-22-017	5/16" SS FLAT WASHER

KITS PROVIDED

ITEM	QTY	PART NO	DESCRIPTION
9	1	K-ANC0860-4	1/2" X 3 3/4" SS ANCHOR KIT (4PC)
10	1	K-BC0524-4	5/16" CAP HARDWARE KIT (4PC)
11	1	K-BL0524-12	5/16" LAG HARDWARE KIT (12PC)

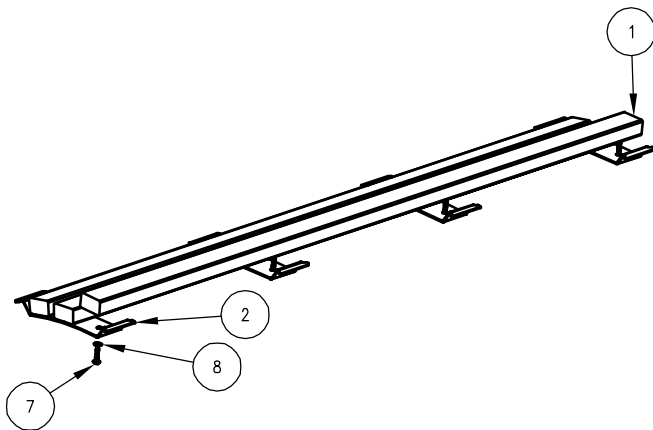
NOTES:

- 1.) DURING ASSEMBLY PROCEDURE;
DO NOT COMPLETELY TIGHTEN HARDWARE.
- 2.) THE ACTUAL PARTS WILL NOT BE NUMBERED.
NUMBERS ONLY APPLY TO DRAWING.
- 3.) UPON COMPLETION OF ASSEMBLY SQUARE
ALL COMPONENTS THEN TIGHTEN ALL HARDWARE.
- 4.) MOUNT AND ANCHOR AS SPECIFIED.

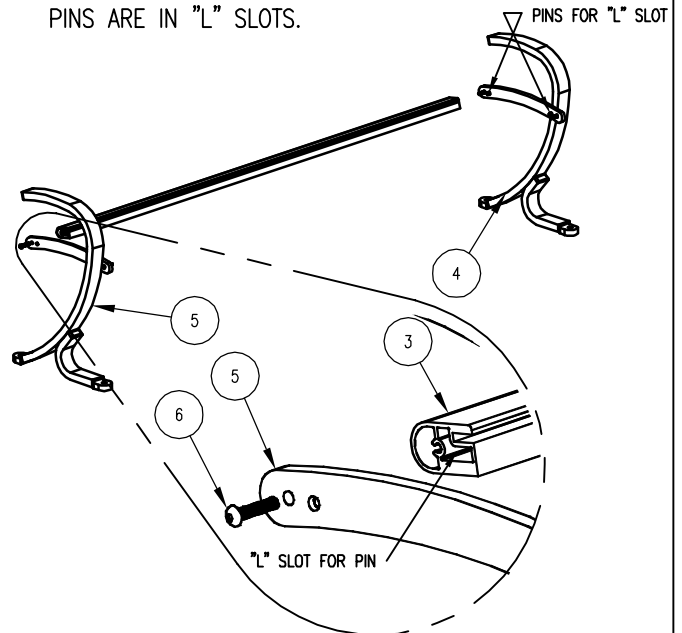
TOOLS REQ'D

- 3/4" WRENCH
- 1/4" ALLEN WRENCH
- 3/16" ALLEN WRENCH
- 1/2" MASONRY DRILL BIT
- DRILL

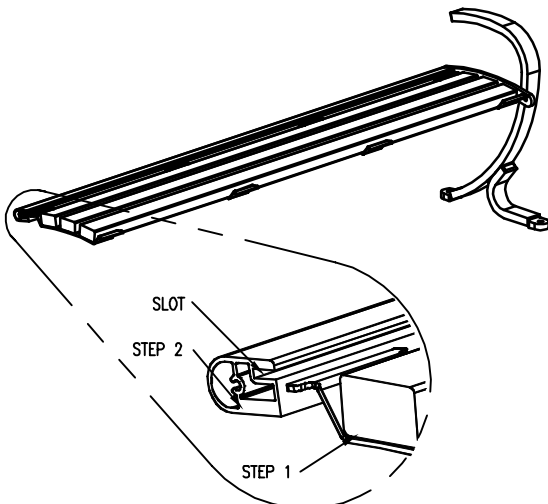
① ATTACH SLATS TO CONTOUR STRAPS.



② ATTACH ALUM. EXTRUSION AS SHOWN, TO LEFT & RIGHT BENCH SUPPORTS, ENSURE PINS ARE IN "L" SLOTS.



③ INSERT STEP 1 INTO STEP 2, USING SLOT ON ALUM. EXTRUSION.
NOTE: RIGHT BENCH SUPPORT NOT SHOWN FOR CLARITY.



④ ATTACH REMAINING ALUM. EXTRUSION TO SUPPORTS, AS IN STEP 2.

