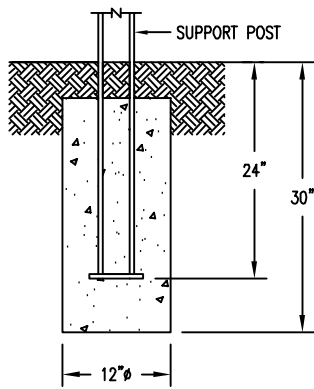
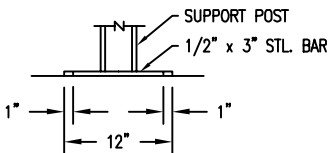



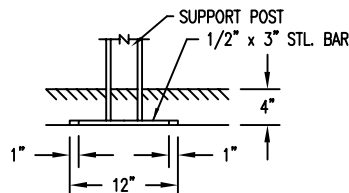
S-3 GULL WING



S-1 EMBEDMENT



S-2 SURFACE



S-4 SUB FLOOR

LENGTH OPTIONS

- 6' BENCH
- 8' BENCH

SLAT OPTIONS

- "CEDAR" RECYCLED PLASTIC
- "GREY" RECYCLED PLASTIC
- "REDWOOD" RECYCLED PLASTIC
- "WALNUT" RECYCLED PLASTIC
- OTHER _____

NOTES

- 1.) ALL STL. MEMBERS COATED W/ ZINC RICH EPOXY THEN FINISHED W/ POLYESTER POWDER COATING.
- 2.) 1/2" X 3 3/4" EXPANSION ANCHOR BOLTS PROVIDED. FOR S-2, S-3 & S-4 OPTIONS.



BENCH

DATE DRAWN : 10/25/99
 DRAWN BY : CDC
 DATE REV. : 03/02/17
 REV. BY : RDH

REV.
E

DRAWING
NUMBER

131 SERIES PL

SHEET
1 OF 2

PARTS LIST FOR S-3

ITEM	QTY	PART NO	DESCRIPTION
1	1	0-131-01L/S-3	LH BENCH SUPT FOR GULL WING
2	1	0-131-01R/S-3	RH BENCH SUPT FOR GULL WING
3	1	0-131-02/S-3	CTR BENCH SUPT FOR GULL WING
4	4	0-131-60PL-01	3" X 4" X 71" INT'R SLAT, PLASTIC
5	2	0-131-60PL-02	71" EDGE SLAT, PLASTIC
6	2	0-131-60PL-03	71" PLASTIC TRAP SLAT
7	24	1-13-016	3/8" X 2" SS BTN SKT HD LAG SCR
8	24	1-22-024	3/8" SS FLAT WASHER

KITS PROVIDED FOR S-3

ITEM	QTY	PART NO	DESCRIPTION
9	2	K-ANC0860-3	1/2" X 3 3/4" SS ANCHOR KIT (3PCS)
10	1	K-BL0632-24	3/8" LAG HARDWARE KIT (24PC)

NOTES:

- 1.) DURING ASSEMBLY PROCEDURE;
DO NOT COMPLETELY TIGHTEN HARDWARE.
- 2.) THE ACTUAL PARTS WILL NOT BE NUMBERED.
NUMBERS ONLY APPLY TO DRAWING.
- 3.) UPON COMPLETION OF ASSEMBLY SQUARE
ALL COMPONENTS THEN TIGHTEN ALL HARDWARE.
- 4.) MOUNT AND ANCHOR AS SPECIFIED.

TOOLS REQ'D

- 3/4" WRENCH
1/4" ALLEN WRENCH
1/2" MASONRY DRILL BIT
DRILL

① ATTACH SLATS TO SUPPORTS.

