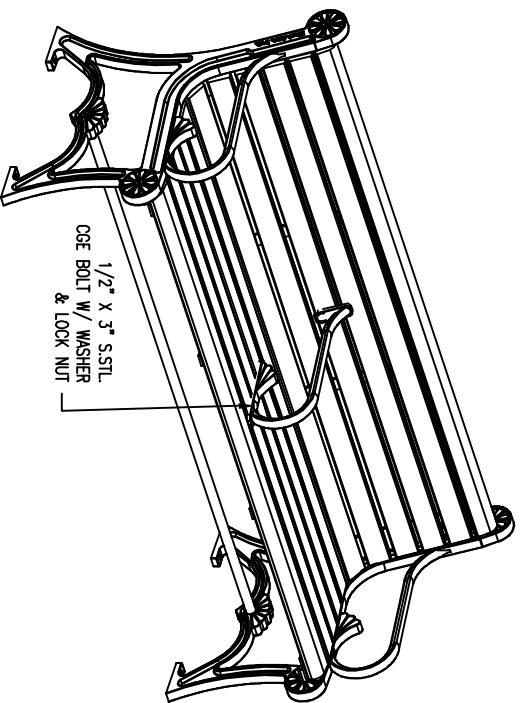


- SLAT OPTIONS
- 'CEDAR' RECYCLED PLASTIC
 - 'GREY' RECYCLED PLASTIC
 - 'REDWOOD' RECYCLED PLASTIC
 - 'WALNUT' RECYCLED PLASTIC
 - OTHER _____

NOTES

- 1.) ALL STL. MEMBERS COATED W/ ZINC RICH EPOXY THEN FINISHED W/ POLYESTER POWDER COATING.
- 2.) 1/2" X 3 3/4" EXPANSION ANCHOR BOLTS PROVIDED.
- 3.) CUSTOM LETTERING AVAILABLE FOR RECESSED SIDE PANELS (TOTAL OF 37 SPACES).

CUSTOM LETTERING (37 SPACES) _____



BENCH

DATE DRAWN : 1/28/05
DRAWN BY : JSB
DATE REV. : 6/5/08
REV. BY : JSB

REV. B DRAWING NUMBER

57-60PL-3AR

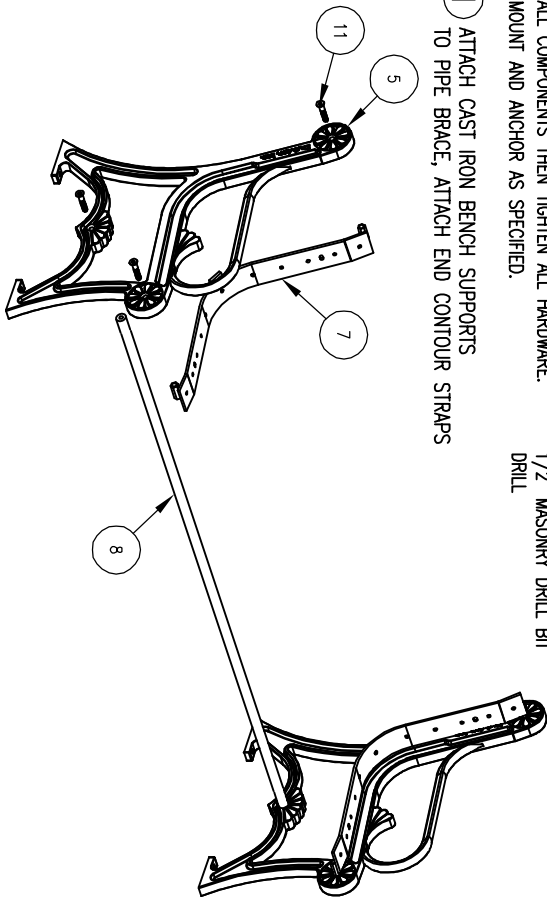
SHEET 1 OF 2

NOTES:

- 1) DURING ASSEMBLY PROCEDURE: DO NOT COMPLETELY TIGHTEN HARDWARE.
- 2) THE ACTUAL PARTS WILL NOT BE NUMBERED. NUMBERS ONLY APPLY TO DRAWING.
- 3) UPON COMPLETION OF ASSEMBLY SQUARE ALL COMPONENTS THEN TIGHTEN ALL HARDWARE.
- 4.) MOUNT AND ANCHOR AS SPECIFIED.

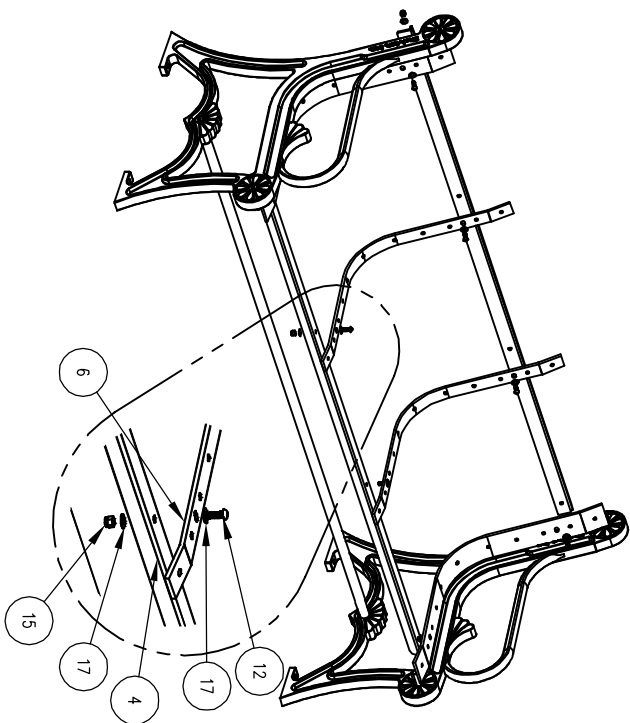
TOOLS REQ'D

- 3/4" WRENCH
- 1/2" WRENCH
- 5/16" ALLEN WRENCH
- 1/4" ALLEN WRENCH
- 3/16" ALLEN WRENCH
- 1/2" MASONRY DRILL BIT
- DRILL

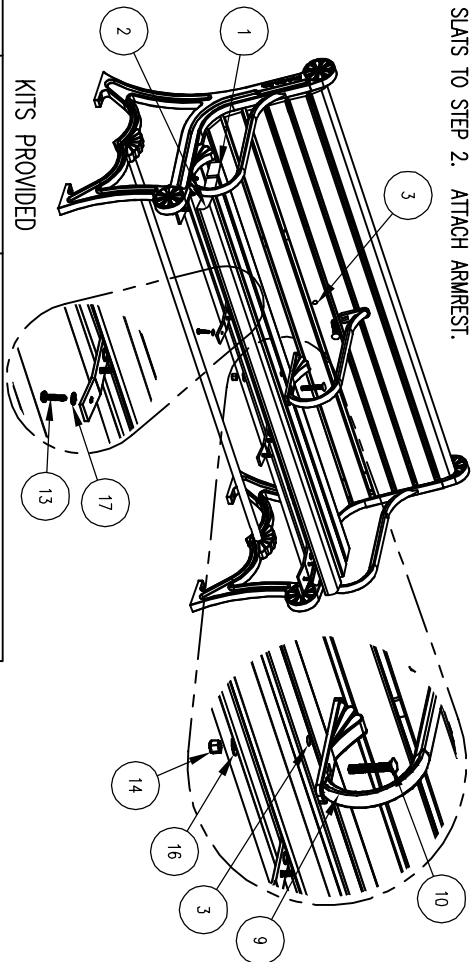


1 ATTACH CAST IRON BENCH SUPPORTS TO PIPE BRACE, ATTACH END CONTOUR STRAPS

2 ATTACH CENTER CONTOUR STRAPS & SEAT BRACES TO STEP 1 THOUGH SLOTTED HOLES.



3 ATTACH SLATS TO STEP 2. ATTACH ARMREST.



KITS PROVIDED

ITEM	QTY	PART NO	DESCRIPTION
18	1	K-143-60	143-60 SER HARDWARE KIT
19	1	K-ANCO860-4	1/2" X 3 3/4" SS ANCHOR KIT (4PC)
20	1	K-CG0846-2L	1/2" CQE BOLT HARDWARE KIT (2)
21	1	K-FC0840-6	1/2" CAP HARDWARE KIT (6PC)

PARTS LIST

ITEM	QTY	PART NO	DESCRIPTION
1	7	0-143-60PL-01	2" X 3" X 71" INTR SLAT, PLASTIC
2	2	0-143-60PL-02	2" X 3" X 71" EDGE SLAT, PLASTIC
3	2	0-143-60PL-31	2" X 3" X 71" SLAT, FOR CENTER ARM, PLASTIC
4	2	0-16-60-06	71" SEAT BRACE
5	2	0-57-00-02	CAST IRON BENCH SUPPORT
6	2	0-57-00-03	CENTER CONTOUR STRAP
7	2	0-57-00-05	END CONTOUR STRAP
8	1	0-57-60-04	71 3/4" PIPE BRACE
9	1	0-58-00AR-03	CAST IRON BOLT ON ARMREST
10	2	1-11-044	1/2" X 3" SS CQE BOLT
11	6	1-12-065	1/2" X 2 1/2" FLI SKT HD CAP SCR
12	8	1-12-116	5/16" X 1" SS BTN SKT HD CAP SCR
13	44	1-13-023	5/16" X 1 1/2" SS BTN SKT HD LAG
14	2	1-20-015	1/2" SS NTLON LOCKNUT
15	8	1-20-016	5/16" SS NTLON LOCKNUT
16	2	1-22-015	1/2" SS FLAT WASHER
17	60	1-22-017	5/16" SS FLAT WASHER



ASSEMBLY INSTRUCTIONS

DATE DRAWN : 1/28/05
 DRAWN BY : JSB
 DATE REV. : 6/5/08
 REV. BY : JSB

REV. B

DRAWING NUMBER

57-60PL-3AR