

NOTES

- 1.) ALL STL. MEMBERS COATED W/ ZINC RICH EPOXY THEN FINISHED W/ POLYESTER POWDER COATING.
 - 2.) 1/2" X 3 3/4" EXPANSION ANCHOR BOLTS PROVIDED FOR OPTIONS S-2 AND S-4.
- * UPCHARGE APPLIES TO SUPPORT OPTION, CONSULT YOUR LOCAL REPRESENTATIVE.

NOTES:

- 1.) DURING ASSEMBLY PROCEDURE;
DO NOT COMPLETELY TIGHTEN HARDWARE.
- 2.) THE ACTUAL PARTS WILL NOT BE NUMBERED.
NUMBERS ONLY APPLY TO DRAWING.
- 3.) UPON COMPLETION OF ASSEMBLY SQUARE
ALL COMPONENTS THEN TIGHTEN ALL HARDWARE.
- 4.) MOUNT AND ANCHOR AS SPECIFIED.

TOOLS REQ'D

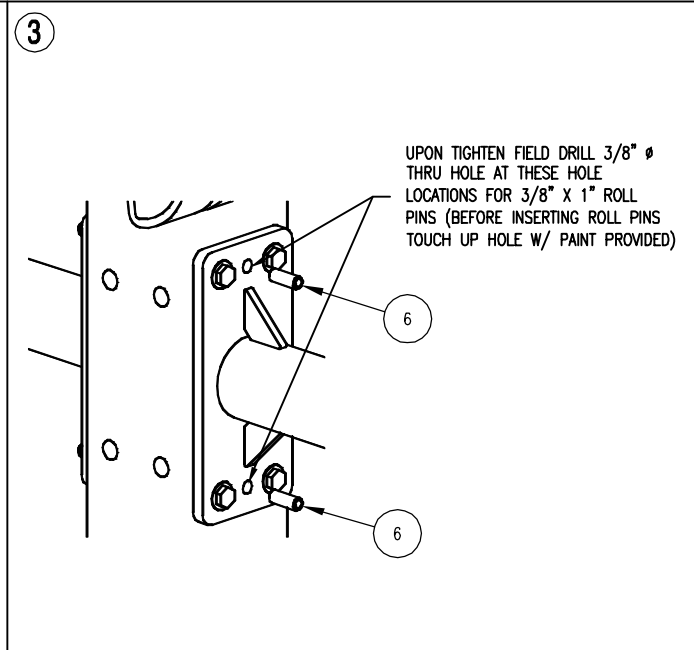
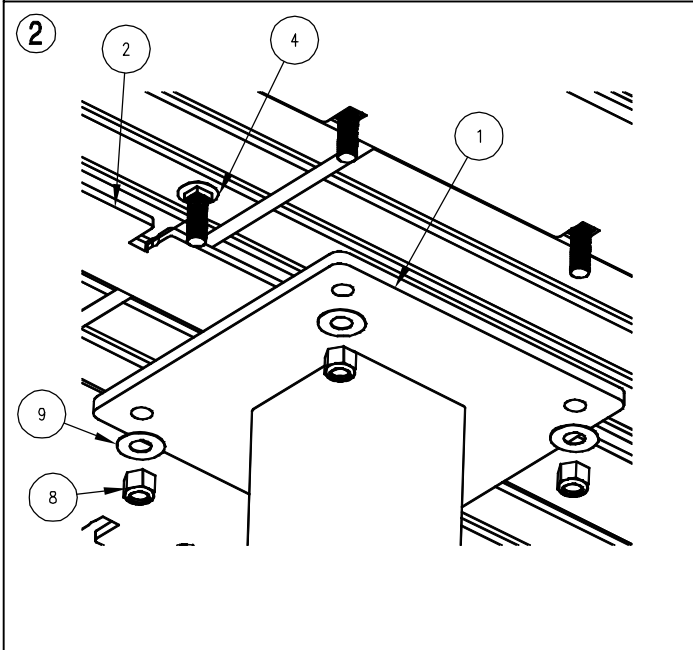
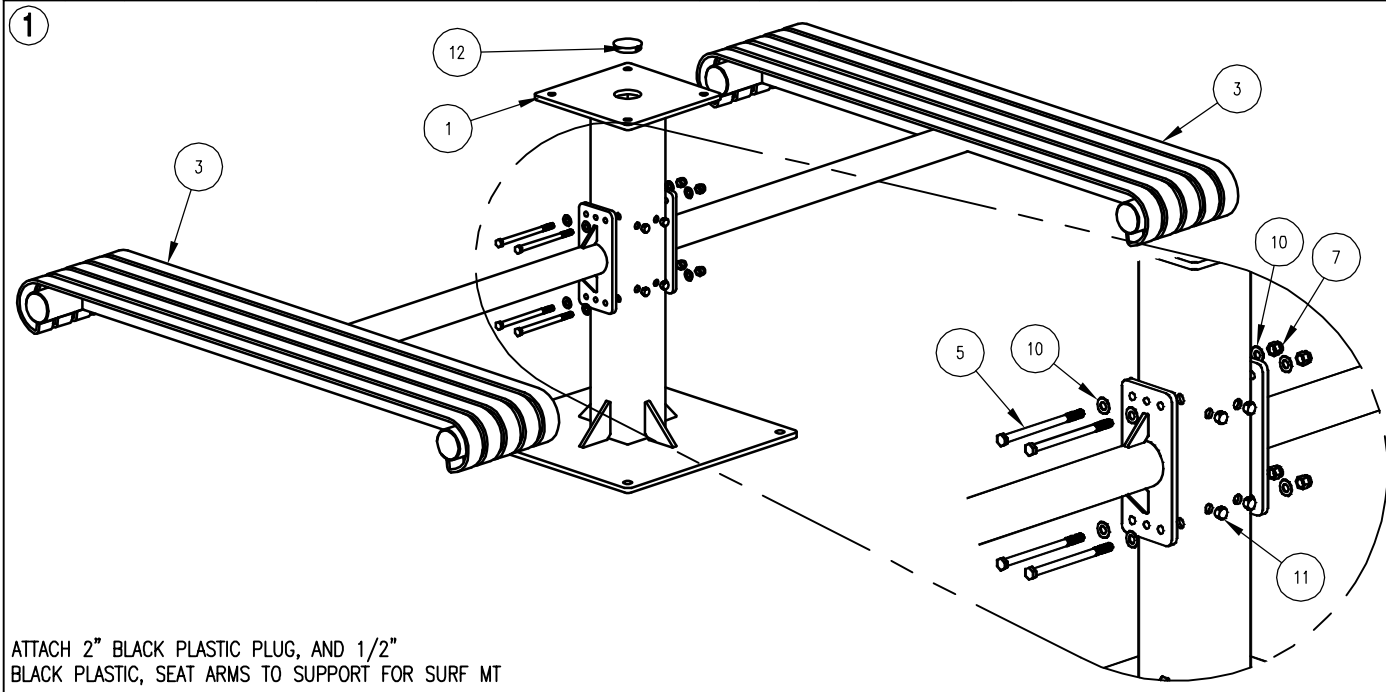
- 3/4" WRENCH
- 9/16" WRENCH
- 3/8" DRILL BIT
- 1/2" MASONRY DRILL BIT
- HAMMER
- DRILL

PARTS LIST

ITEM	QTY	PART NO	DESCRIPTION
1	1	0-448-00-01/S-2	SUPPORT FOR SURF MT
2	1	0-448-40-02	47 1/2" SQ STL TABLE TOP, 92 STYLE
3	2	0-448-40-03	SEAT ARM, 47 1/2", 92 STYLE W/ 8" PLATE
4	4	1-11-042	1/2" X 1 1/2" SS CGE BOLT
5	4	1-12-039	3/8" X 5 1/2" SS HEX HD CAP SCR
6	4	1-14-003	3/8" X 1" S.STL. ROLL PIN
7	4	1-20-007	3/8" SS NYLON LOCKNUT
8	4	1-20-015	1/2" SS NYLON LOCKNUT
9	4	1-22-015	1/2" SS FLAT WASHER
10	8	1-22-024	3/8" SS FLAT WASHER
11	8	5-48-059	BLACK PLASTIC PLUG
12	1	5-48-764	2" BLACK PLASTIC PLUG

KITS PROVIDED

ITEM	QTY	PART NO	DESCRIPTION
13	1	K-ANC0860-4	1/2" X 3 3/4" SS ANCHOR KIT (4PC)
14	1	K-CG0824-4L	1/2" CGE BOLT HARDWARE KIT (4)
15	1	K-HC0688-4	3/8" CAP HARDWARE KIT (4PC)
16	1	K-PLUG08-8	1/2" BLACK PLASTIC PLUG
17	1	K-RP0616-4	3/8" X 1" ROLL PIN KIT (4PC)



ASSEMBLY INSTRUCTIONS

DATE DRAWN : 9/3/13
 DRAWN BY : JSB
 DATE REV. : 00/00/00
 REV. BY : XXX

REV. A

DRAWING NUMBER
 448-42

SHEET
 2 OF 2