

NOTES

- 1.) ALL STL. MEMBERS COATED W/ ZINC RICH EPOXY THEN FINISHED W/ POLYESTER POWDER COATING.
  - 2.) 1/2" X 3 3/4" EXPANSION ANCHOR BOLTS PROVIDED FOR OPTIONS S-2 AND S-4.
- \* UPCHARGE APPLIES TO SUPPORT OPTION, CONSULT YOUR LOCAL REPRESENTATIVE.

**NOTES:**

- 1.) DURING ASSEMBLY PROCEDURE;  
DO NOT COMPLETELY TIGHTEN HARDWARE.
- 2.) THE ACTUAL PARTS WILL NOT BE NUMBERED.  
NUMBERS ONLY APPLY TO DRAWING.
- 3.) UPON COMPLETION OF ASSEMBLY SQUARE  
ALL COMPONENTS THEN TIGHTEN ALL HARDWARE.
- 4.) MOUNT AND ANCHOR AS SPECIFIED.

**TOOLS REQ'D**

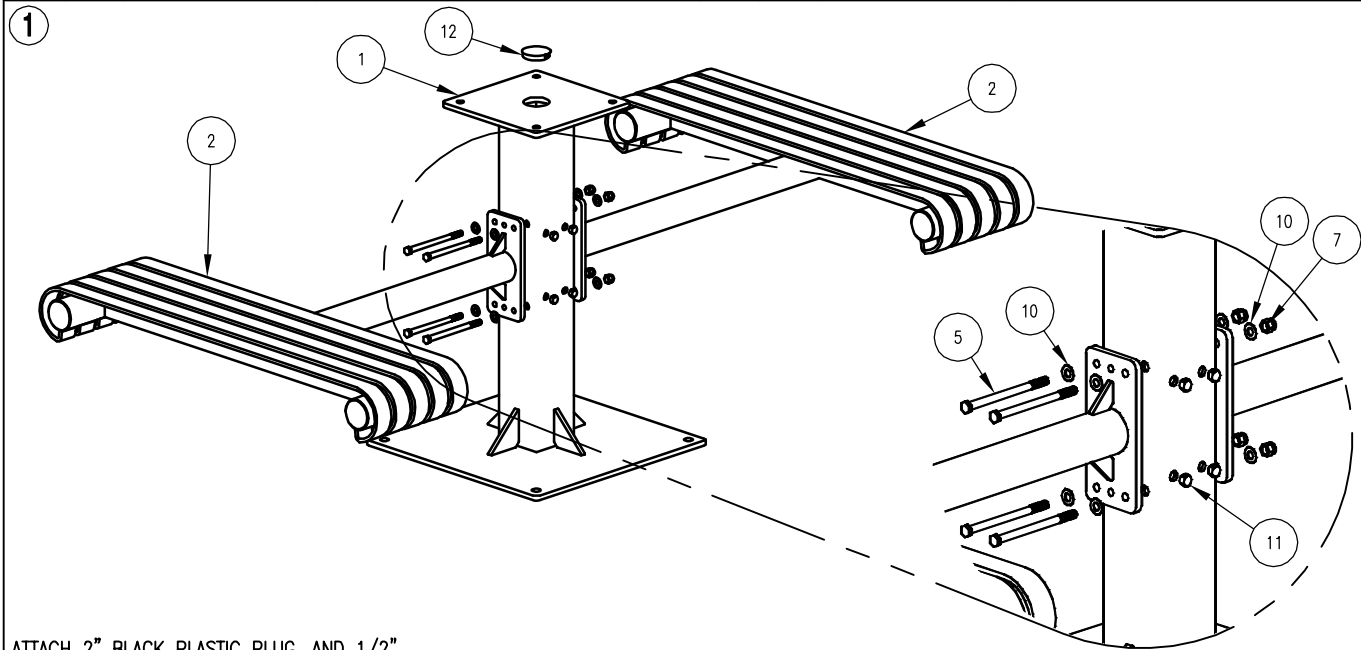
- 3/4" WRENCH
- 9/16" WRENCH
- 3/8" DRILL BIT
- 1/2" MASONRY DRILL BIT
- HAMMER
- DRILL

**PARTS LIST**

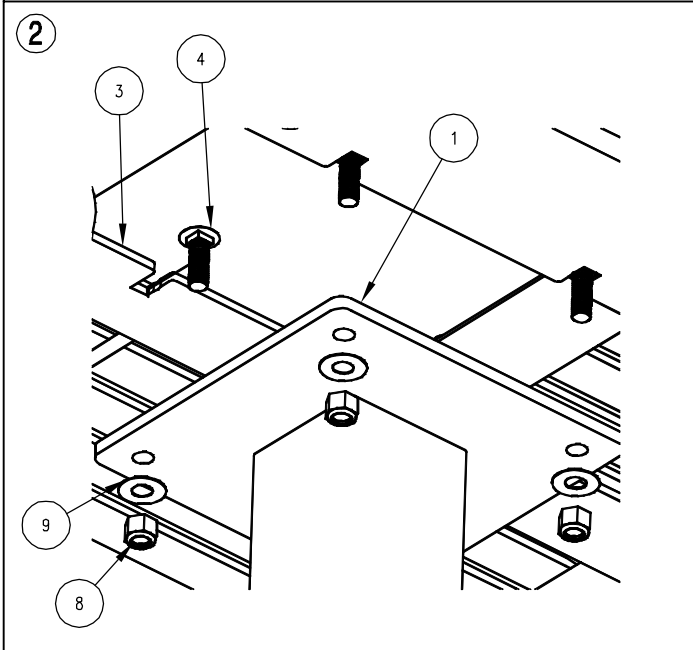
| ITEM | QTY | PART NO         | DESCRIPTION                                    |
|------|-----|-----------------|--|
| 1    | 1   | 0-448-00-01/S-2 | SUPPORT FOR SURF MT                            |
| 2    | 2   | 0-448-30-03     | SEAT ARM, 35 1/2", 92 STYLE W/ 8" PLATE        |
| 3    | 1   | 0-448-30GM      | 35 1/2" STL TABLE TOP, 35 1/2",92 STYLE W/GMBD |
| 4    | 4   | 1-11-042        | 1/2" X 1 1/2" SS CGE BOLT                      |
| 5    | 4   | 1-12-039        | 3/8" X 5 1/2" SS HEX HD CAP SCR                |
| 6    | 4   | 1-14-003        | 3/8" X 1" S.STL. ROLL PIN                      |
| 7    | 4   | 1-20-007        | 3/8" SS NYLON LOCKNUT                          |
| 8    | 4   | 1-20-015        | 1/2" SS NYLON LOCKNUT                          |
| 9    | 4   | 1-22-015        | 1/2" SS FLAT WASHER                            |
| 10   | 8   | 1-22-024        | 3/8" SS FLAT WASHER                            |
| 11   | 8   | 5-48-059        | BLACK PLASTIC PLUG                             |
| 12   | 1   | 5-48-764        | 2" BLACK PLASTIC PLUG                          |

**KITS PROVIDED**

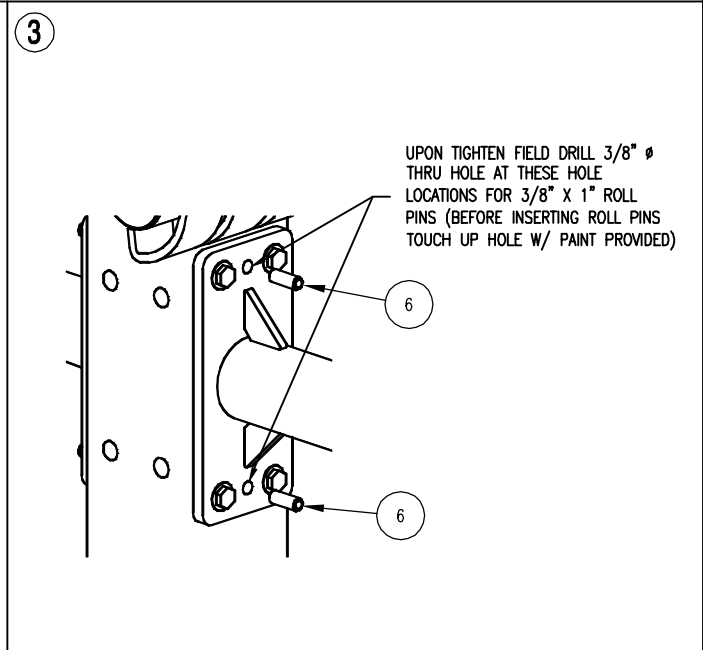
| ITEM | QTY | PART NO     | DESCRIPTION                       |
|------|-----|-------------|-----------------------------------|
| 13   | 1   | K-ANC0860-4 | 1/2" X 3 3/4" SS ANCHOR KIT (4PC) |
| 14   | 1   | K-CG0824-4L | 1/2" CGE BOLT HARDWARE KIT (4)    |
| 15   | 1   | K-HC0688-4  | 3/8" CAP HARDWARE KIT (4PC)       |
| 16   | 1   | K-PLUG08-8  | 1/2" BLACK PLASTIC PLUG           |
| 17   | 1   | K-RP0616-4  | 3/8" X 1" ROLL PIN KIT (4PC)      |



ATTACH 2" BLACK PLASTIC PLUG, AND 1/2" BLACK PLASTIC, SEAT ARM TO SUPPORT FOR SURF MT



ATTACH STL TABLE TOP TO STEP 1 ASSEMBLY



UPON TIGHTEN FIELD DRILL 3/8" Ø THRU HOLE AT THESE HOLE LOCATIONS FOR 3/8" X 1" ROLL PINS (BEFORE INSERTING ROLL PINS TOUCH UP HOLE W/ PAINT PROVIDED)



**ASSEMBLY INSTRUCTIONS**

DATE DRAWN : 8/29/13  
 DRAWN BY : JSB  
 DATE REV. : 00/00/00  
 REV. BY : XXX

REV. A

DRAWING NUMBER  
 448-32GM